सत्यमेव जयते
Government of India

MONTHLY STATISTICAL REPORT

MINISTRY OF COAL

September 2022

O/o Deputy Director General

A-Wing, 5th Floor, Lok Nayak Bhavan,
Lok Nayak Bhavan, New Delhi-110003.

Preface

The Monthly Coal Statistics for the month of September 2022 is placed below. Ministry of Coal gets various reports/returns from CIL along with its Subsidiaries, SCCL and NLCIL, Monthly DO Letters from CMDs of all Companies to the Secretary (Coal) and monthly production and dispatch information of Captive Block and Lignite Block from CCO. Based on these sources, compilation has been made for the use of various stakeholders.

It is informed that all the information provided in the report is provisional.

Table of Contents

S. No	Chapter Name	Table	Page
1	All India Production & Despatch	Coal Production	1
		State-wise Coal Production	2
		Coking & Washed coal production	3
		Over Burden Removal (OBR)	4
		Coal Despatch	5
		Sector-wise Coal Despatch	6
		Lignite Production & Despatch	7
		Coal Production By "Others"	8-10
2	Analysis of Big Mines of CIL	Production of Big Mines of CIL	11-26
		OBR Analysis of Big Mines of CIL	27-39
3	Exploration	Drilling Performance	40
4	Performance of Coal PSUs	Production Status	41-44
		HEMM	45-47
		OBR	48-49
		Mode-Wise Coal Despatch	50-52
		Sector-Wise Coal Despatch	52-55
		Vendible Stock Position	56
5	Performance of NLCIL	Lignite Production Status	57
		Status of Power Production	57
		Productivity in Lignite Mining and Power	57
		OBR Status	58
		HEMM Performance	58
		Power and Lignite Sales	58
6	Financial Performance	Capital Expenditure Status	59-60
		Manpower Position	61
		Sundry Debtors Status	62
		Age-wise Debtors	63
		Auction Status of Coal in CIL	64-65
7	Electricity Generation	Electricity Generation and Coal Consumption	66
8	Coal Import	Coal Import information	67-77
9	Major Ongoing Projects	CIL	78-83
		SCCL	84-101
		NLCIL	102-109

ALL Coal production & Despatch

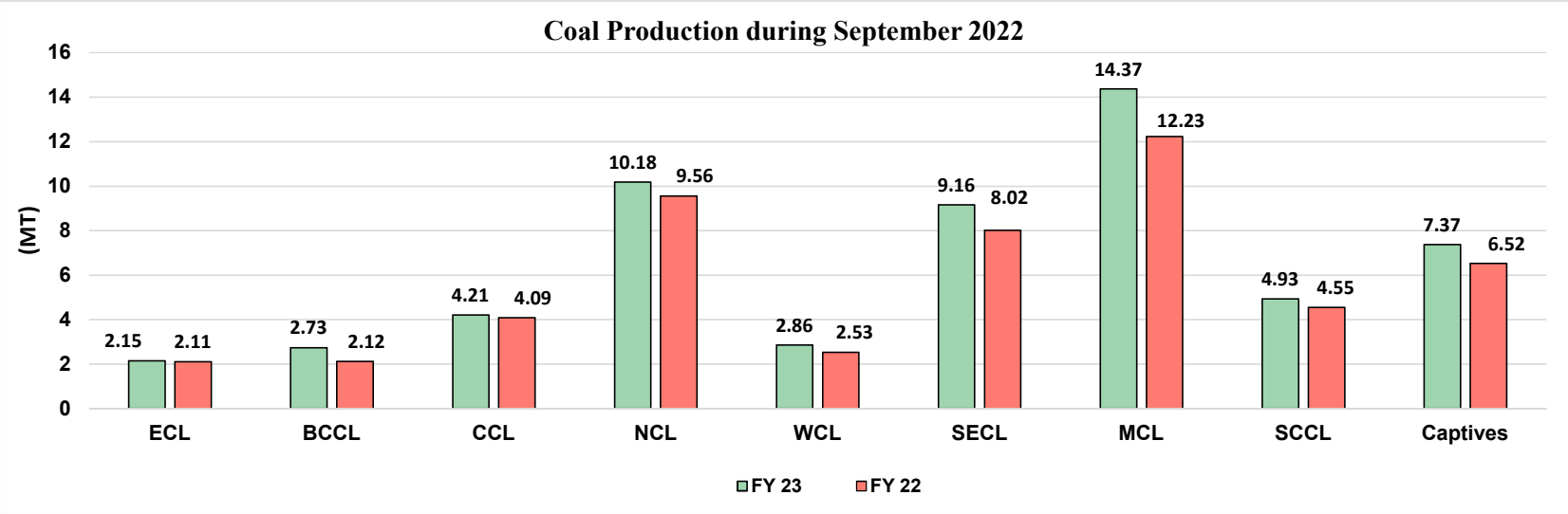

Table 1.1: Coal Production

Fig. in MT

Sl No	Subs	Monthly Target	Production during September						
			FY 23	Achmt.(%)	FY 22	Growth (%) M-o-M	FY 23	FY 22	Growth (%)Y-o-Y
1	ECL	3.00	2.15	**71.67**	2.11	**1.90**	15.53	14.31	**8.53**
2	BCCL	2.85	2.73	**95.79**	2.12	**28.77**	16.24	12.37	**31.29**
3	CCL	5.85	4.21	**71.97**	4.09	**2.93**	30.19	25.36	**19.05**
4	NCL	10.50	10.18	**96.95**	9.56	**6.49**	64.00	53.44	**19.76**
5	WCL	4.20	2.86	**68.10**	2.53	**13.04**	21.23	18.47	**14.94**
6	SECL	12.00	9.16	**76.33**	8.02	**14.21**	63.44	55.12	**15.09**
7	MCL	14.55	14.37	**98.76**	12.23	**17.50**	88.28	70.75	**24.78**
8	NEC		0.01				0.08		
	CIL	**52.95**	**45.67**	**86.25**	**40.65**	**12.35**	**298.98**	**249.81**	**19.68**
9	SCCL	4.70	4.93	**104.85**	4.55	**8.43**	29.23	29.95	-2.39
10	Captives/Others	10.50	7.37	**70.19**	6.52	**12.98**	53.85	35.93	**49.88**
Grand Total		**68.15**	**57.97**	**85.06**	**51.72**	**12.09**	**382.06**	**315.68**	**21.03**

1.1 (a) 79.42% of coal have been produced in Odisha, MP, CG & JH during September'22.

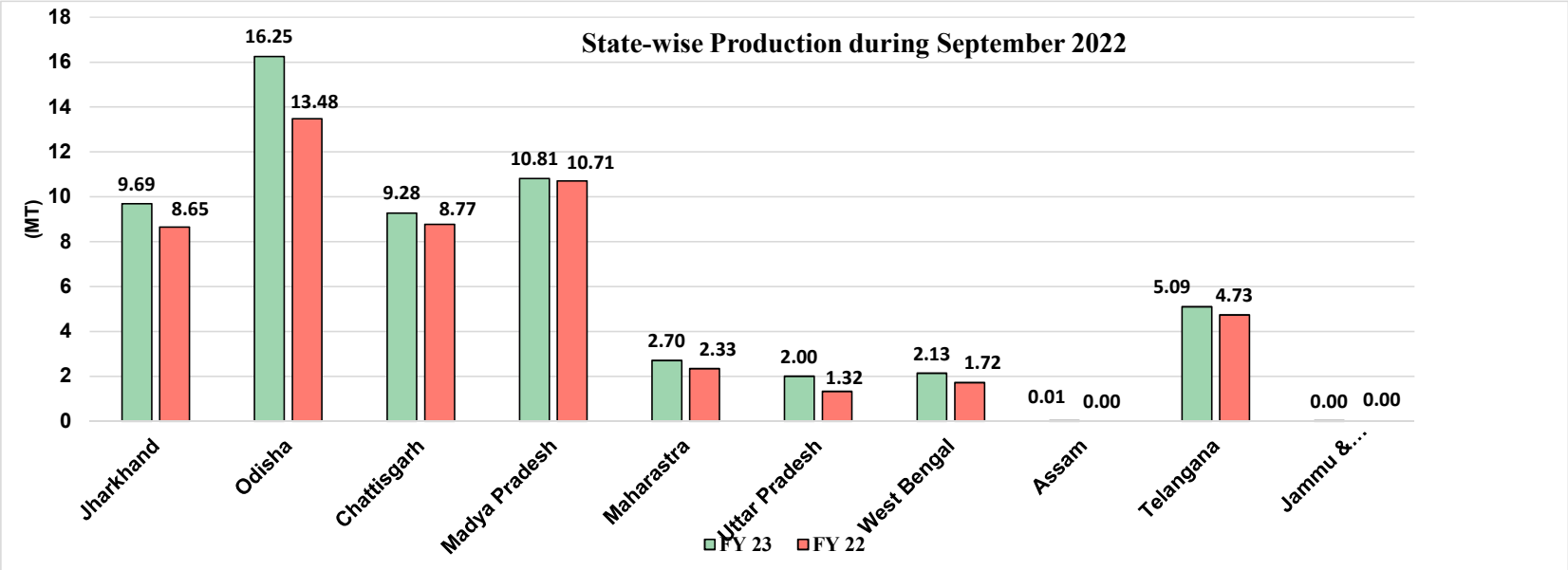

Table 1.1 (a) State-wise Coal Production *Fig. in MT*

Sl No	State	Production during September			Production upto September		
		FY 23	FY 22	Growth (%) M-o-M	FY 23	FY 22	Growth (%) Y-o-Y
1	Jharkhand	9.69	8.65	**12.02**	63.10	51.55	22.40
2	Odisha	16.25	13.48	**20.55**	100.40	76.17	31.81
3	Chattisgarh	9.28	8.77	**5.78**	70.44	58.69	20.02
4	Madya Pradesh	10.81	10.71	**0.95**	70.81	61.39	15.34
5	Maharastra	2.70	2.33	**16.01**	20.61	17.24	19.54
6	Uttar Pradesh	2.00	1.32	**51.52**	10.84	7.80	38.97
7	West Bengal	2.13	1.72	**23.66**	15.45	11.88	30.04
8	Assam	0.01	0.00		0.08	0.00	
9	Telangana	5.09	4.73	7.63	30.33	30.98	-2.11
10	Jammu & Kashmir	0.00	0.00		0.01	0.00	
Grand Total		**57.97**	**51.72**	**12.09**	**382.06**	**315.68**	**21.03**

Table 1.1 (b) Coking Coal Production

Fig. in MT

Sl No	Subs	Production during September			Production upto September		
		FY 23	FY 22	Growth (%) M-o-M	FY 23	FY 22	Growth (%) Y-o-Y
1	ECL	0.000	0.002	-100.00	0.00	0.01	-75.00
2	BCCL	2.60	2.02	28.81	15.14	11.61	30.42
3	CCL	1.22	0.97	25.44	7.64	6.28	21.68
4	WCL	0.01	0.01	-46.15	0.05	0.09	-43.53
5	SECL	0.02	0.02	23.53	0.12	0.11	10.28
	CIL	**3.85**	**3.02**	**27.29**	**22.96**	**18.10**	**26.85**
6	Captives/Others	0.44	0.42	3.08	2.71	2.24	21.14
Grand Total		**4.28**	**3.45**	**24.33**	**25.67**	**20.33**	**26.22**

OBR trend in September 2022

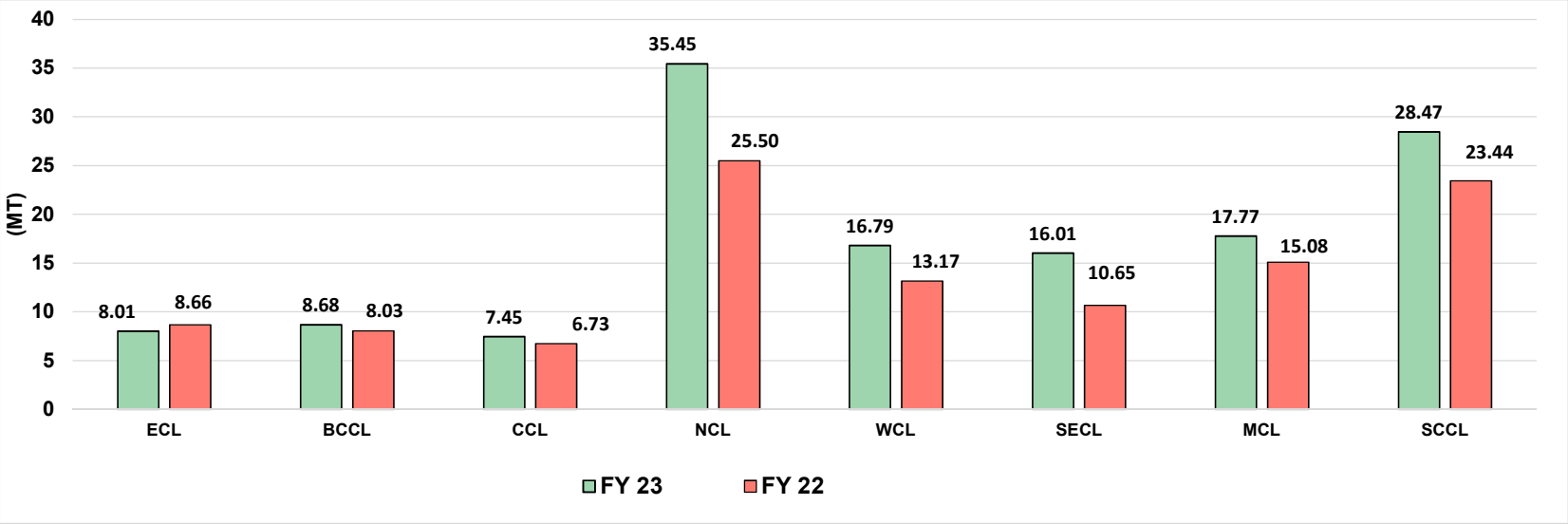

Table 1.2: Summary of OBR *Fig. in M.Cum*

Sl No	Subs	Monthly Target	OBR during September				OBR upto September		
			FY 23	Achvt.(%)	FY 22	Growth (%) M-o-M	FY 23	FY 22	Growth (%) Y-o-Y
1	ECL	9.50	8.01	84.32	8.66	-7.51	57.57	53.34	7.93
2	BCCL	9.10	8.68	95.38	8.03	8.09	55.20	48.28	14.33
3	CCL	8.25	7.45	90.30	6.73	10.70	53.22	45.04	18.16
4	NCL	29.41	35.45	120.54	25.50	39.02	208.44	157.59	32.27
5	WCL	17.69	16.79	94.91	13.17	27.49	113.29	110.62	2.41
6	SECL	21.20	16.01	75.52	10.65	50.33	105.32	81.32	29.51
7	MCL	13.30	17.77	133.61	15.08	17.84	93.42	90.02	3.78
8	NEC		0.171		0.00		0.80	0.00	
	CIL	**108.44**	**110.32**	**101.73**	**87.81**	**25.64**	**687.26**	**586.19**	**17.24**
9	SCCL	25.77	28.47	110.46	23.44	21.43	175.74	164.73	6.68
Grand Total		**134.21**	**138.79**	**103.41**	**111.25**	**24.75**	**863.00**	**750.92**	**14.92**

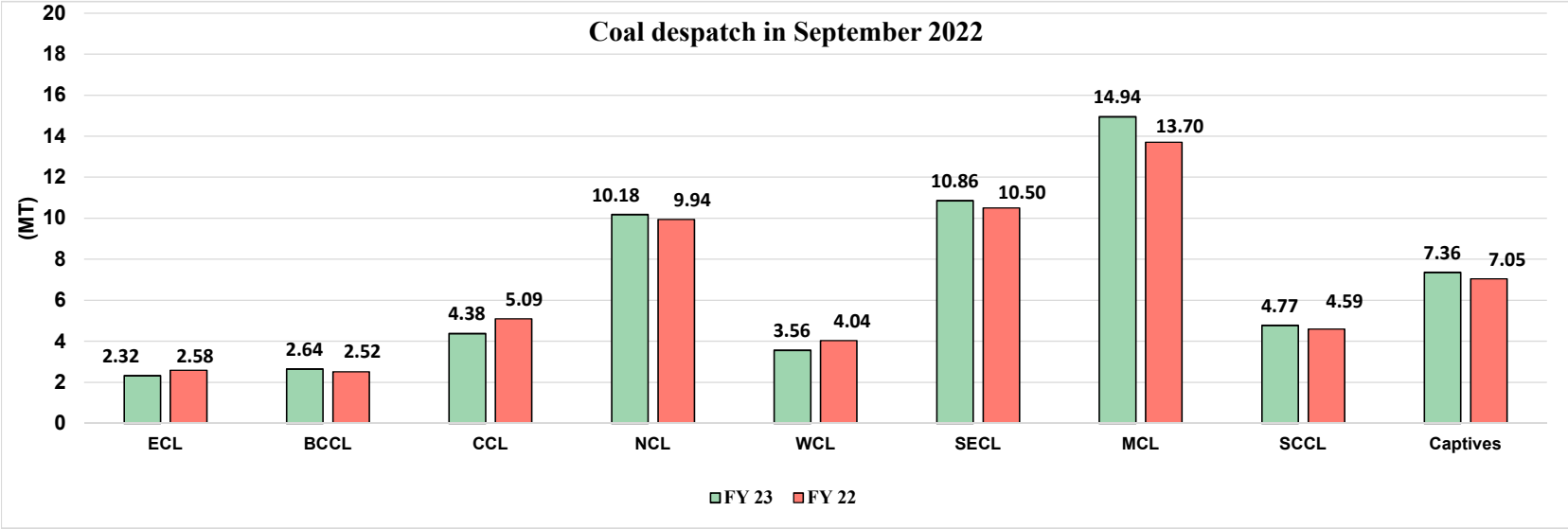

Table 1.3: Summary of Coal Despatch

Fig. in MT

Sl No	Subs	Monthly Target	Despatch during September				Despatch upto September		
			FY 23	Achvt.(%)	FY 22	Growth (%) M-o-M	FY 23	FY 22	Growth (%) Y-o-Y
1	ECL	2.85	2.32	81.40	2.58	-10.08	16.78	18.62	-9.88
2	BCCL	2.85	2.64	92.63	2.52	4.76	17.12	15.55	10.10
3	CCL	6.30	4.38	69.52	5.09	-13.95	35.83	33.72	6.26
4	NCL	10.95	10.18	92.97	9.94	2.41	66.82	57.55	16.11
5	WCL	4.20	3.56	84.76	4.04	-11.88	27.46	28.64	-4.12
6	SECL	12.45	10.86	87.23	10.50	3.43	73.42	72.78	0.88
7	MCL	15.90	14.94	93.96	13.70	9.05	94.53	81.00	16.70
8	NEC		0.01				0.06		
	CIL	**55.50**	**48.88**	**88.07**	**48.38**	**1.03**	**332.02**	**307.87**	**7.84**
9	SCCL	**4.90**	4.77	97.35	4.59	3.92	29.47	31.29	-5.82
10	Captives	**10.50**	7.36	70.08	7.05	4.37	55.12	38.72	42.35
Grand Total		**70.90**	**61.01**	**86.05**	**60.02**	**1.64**	**416.61**	**377.88**	**10.25**

Coal despatch to different sectors during September 2022

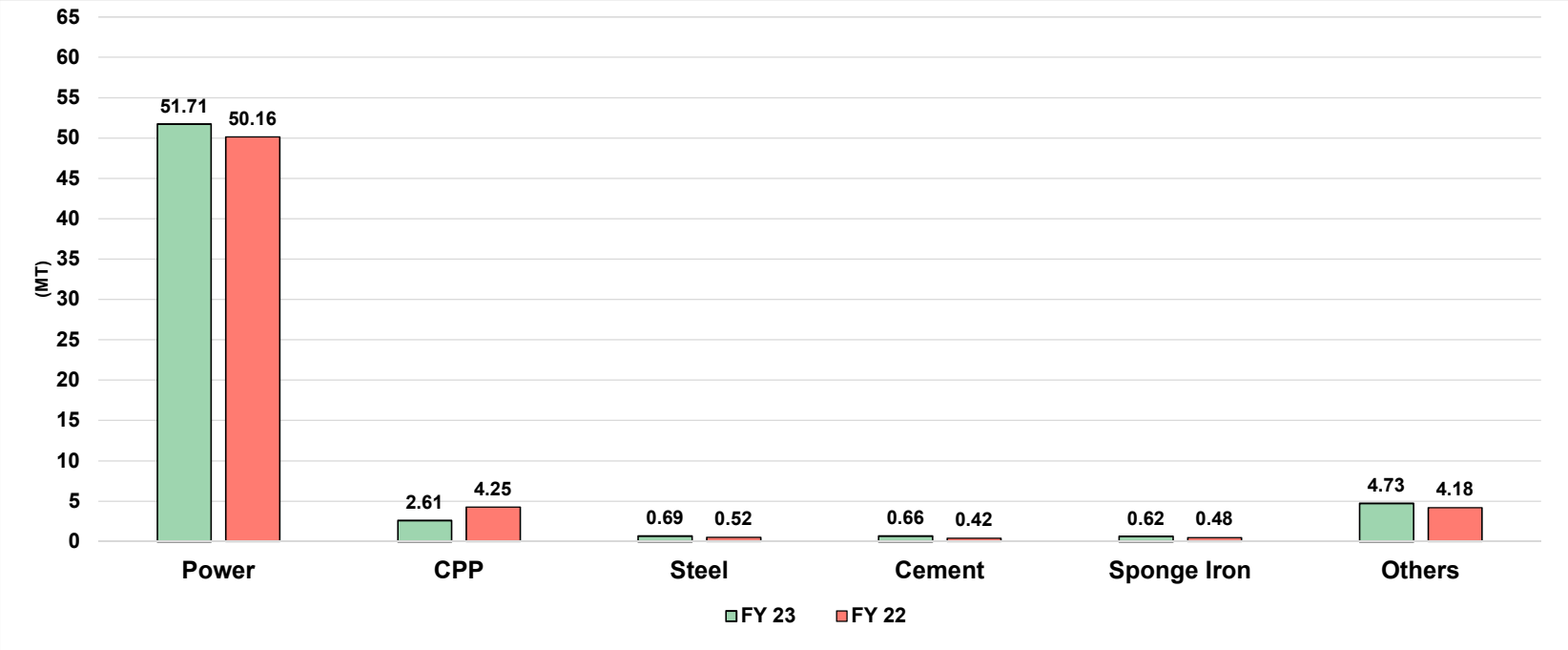

Table 1.4: Coal Despatch to Different Sectors

Fig. in MT

Sl No	Company	Despatch during September			Despatch upto September		
		FY 23	FY 22	Growth (%) M-o-M	FY 23	FY 22	Growth (%) Y-o-Y
1	Power Utilities	51.71	50.16	3.10	356.45	305.46	16.69
2	CPP	2.61	4.25	-38.58	17.56	22.03	-20.33
3	Steel	0.69	0.52	31.92	4.23	2.90	45.84
4	Cement	0.66	0.42	57.12	3.63	3.59	1.12
5	Sponge Iron	0.62	0.48	28.93	3.62	3.57	1.55
6	Others	4.73	4.18	17.06	31.13	40.33	-22.38
Grand Total		**61.01**	**60.02**	**1.94**	**416.61**	**377.88**	**10.30**

Table 1.5: Summary of Lignite Production

Fig. in MT

Sl No	Company	Production during September			Production upto September		
		FY 23	FY 22	Growth (%) M-o-M	FY 23	FY 22	Growth (%) Y-o-Y
1	NLCIL	1.70	2.16	-21.17	12.95	11.61	11.53
2	GMDCL	0.33	0.49	-33.06	3.52	3.83	-7.92
3	GIPCL	0.00	0.00		1.16	0.80	45.55
4	RSMML	0.11	0.14	-24.65	0.44	0.91	-51.10
5	BLMCL	0.32	0.52	-37.91	2.42	2.80	-13.58
6	GHCL	0.00	0.00		0.02	0.04	-45.00
7	VS Lignite	0.08	0.11	-25.89	0.49	0.49	-1.22
8	GSPL	0.08	0.09	-10.99	0.75	0.69	8.60
Grand Total		**2.62**	**3.51**	**-25.32**	**21.75**	**21.16**	**2.79**

Table 1.6: Summary of Lignite Despatch

Fig. in MT

Sl No	Company	Despatch during September			Despatch upto September		
		FY 23	FY 22	Growth (%) M-o-M	FY 23	FY22	Growth (%) Y-o-Y
1	NLCIL	2.04	2.24	-8.68	13.64	13.99	-2.49
2	GMDCL	0.33	0.49	-33.06	3.52	3.83	-7.92
3	GIPCL	0.00	0.00		1.16	0.80	45.55
4	RSMML	0.11	0.14	-24.65	0.44	0.91	-51.10
5	BLMCL	0.32	0.52	-37.79	2.90	2.98	-2.72
6	GHCL	0.01	0.01	100.00	0.05	0.03	53.33
7	VS Lignite	0.09	0.09	4.44	0.52	0.45	15.42
8	GSPL	0.10	0.11	-0.95	0.63	0.76	-17.28
Grand Total		**3.01**	**3.58**	**-16.13**	**22.86**	**23.74**	**-3.69**

Despatch of Coal By CIL

Fig. in MT

Sectors	Coal Despatch during Sept'22			Coal Despatch upto Sept'22		
	FY 23	FY 22	Growth (%) FY23-FY22)	FY 23	FY 22	Growth (%) FY23-FY22)
Power	41.54	39.94	4.01	284.73	243.88	16.75
CPP	2.30	3.96	-41.90	15.27	19.92	-23.32
Steel	0.25	0.09	165.96	1.52	0.63	141.65
Cement	0.29	0.17	73.65	1.61	1.99	-19.01
Sponge Iron	0.60	0.46	29.87	3.45	3.49	-1.09
Others	3.90	3.76	3.78	25.44	37.98	-33.01
Total	**48.88**	**48.38**	**1.03**	**332.02**	**307.87**	**7.84**

Despatch of Coal By SCCL

Fig. in MT

Sectors	Coal Despatch during Sept'22			Coal Despatch upto Sept'22		
	FY 23	FY 22	Growth (%) FY23-FY22)	FY 23	FY 22	Growth (%) (FY23-FY22)
Power	3.99	3.77	5.98	24.53	25.93	-5.38
CPP	0.14	0.19	-28.13	1.11	1.53	-27.64
Steel						
Cement	0.25	0.18	39.22	1.35	1.41	-3.89
Sponge Iron	0.02	0.02	9.09	0.17	0.08	115.06
Others	0.37	0.43	-12.68	2.30	2.34	-1.67
Total	**4.77**	**4.59**	**4.13**	**29.47**	**31.29**	**-5.81**

Coal Despatch to Different Sectors by Captive and Others

Fig. in MT

Sectors	Coal Despatch during Sept'22			Coal Despatch upto Sept'22		
	FY 23	FY 22	Growth (%) FY23-FY22)	FY 23	FY 22	Growth (%) (FY23-FY22)
Power	6.179	6.45	-4.20	47.188	35.66	32.32
CPP	0.17	0.10	70.59	1.18	0.59	100.00
Steel	0.44	0.43	2.35	2.71	2.27	19.30
Cement	0.12	0.07	63.38	0.66	0.19	251.60
Sponge Iron						
Others	0.453	0.001	45200	3.38	0.01	56300
Total	**7.36**	**7.05**	**4.37**	**55.12**	**38.72**	**42.37**

Fig. in MT

Name of Coal Block/Company	Prod. during Sept			Prod. upto Sept		
	FY 23	FY 22	Growth(%) M-o-M	FY 23	FY 22	Growth(%) Y-o-Y
JKML	0.00	0.00	*0.00*	0.01	0.01	*66.67*
DVC	0.00	0.00		0.00	0.00	
IISCOCJ	0.01	0.01	*-14.29*	0.02	0.03	*-25.93*
IISCOR	0.00	0.00		0.00	0.02	*-100.00*
JSMDCL	0.03	0.00		0.08	0.00	*2566.67*
TATA	0.40	0.38	*5.01*	2.56	2.15	*18.90*
NTPC/Pakri Barwadih	0.87	0.64	*35.15*	5.49	3.44	*59.59*
CESC / Sarshatali	0.18	0.12	*49.59*	0.97	0.85	*14.39*
GMR-Talabira -I	0.00	0.00		0.00	0.00	
HIL-Gare Palma IV/5	0.00	0.00		0.00	0.00	
BALCO / Chotia-II	0.00	0.00		0.00	0.00	
HIL-Gare Palma IV/4	0.05	0.05	*-5.66*	0.36	0.28	*26.76*
SIL / Belgaon	0.02	0.01	*77.78*	0.10	0.07	*49.25*
HIL/Kathautia	0.00	0.00		0.03	0.09	*-66.29*
SAIL/Tasra	0.03	0.00		0.13	0.00	
SPL / Moher & Amlohori Extn.	1.30	1.25	*4.66*	8.77	8.21	*6.82*
RRVUNL / Parsa East & Kanta	0.00	1.13	*-100.00*	5.61	6.19	*-9.40*
JPVL / Amelia (North)	0.24	0.28	*-15.05*	2.07	1.60	*29.38*
RCCPL/ Sial Ghogri	0.03	0.01	*141.67*	0.18	0.07	*157.14*
TUML / Marki Mangli - I	0.00	0.01	*-40.00*	0.09	0.03	*233.33*
WBPDCL/Barjora	0.00	0.00		0.12	0.00	
TSGENCO/Tadicherla-I	0.16	0.19	*-13.44*	1.09	1.04	*5.21*
OCL/Ardhagram Coal Mine	0.00	0.00		0.00	0.00	
Ambuja Cement Ltd / GP IV/8	0.08	0.06	*31.15*	0.68	0.19	*250.52*
NTPC / Dulanga	0.48	0.34	*41.37*	2.92	1.81	*61.42*
WBPDCL/Barjora North	0.13	0.12	*9.32*	0.95	0.54	*75.28*
OCPL/Manoharpur	0.65	0.36	*79.06*	4.23	1.54	*174.14*
NTPC/Talaipalli	0.06	0.02	*221.05*	0.35	0.30	*18.64*
WBPDCL/Pachwara North	1.06	0.74	*43.59*	5.08	3.99	*27.38*
WBPDCL/Gangaramchak Bhadulia	0.00	0.00		1.00	0.00	
Talabira II & III	0.76	0.50	*50.40*	4.97	1.88	*164.93*
CSPGCL/GP III	0.19	0.21	*-7.66*	1.77	1.12	*57.61*
DPL/Trans Damodar	0.02	0.05	*-55.10*	0.19	0.27	*-28.30*
KPCL	0.02	0.05	*-70.00*	0.57	*0.19*	*201.59*
BS Ispat	0.01	0.00	*200.00*	0.05	*0.04*	*35.14*
Ultratech Cement	0.03			0.17		
Sarda Energy & Minerals GP/7	0.11			0.47		
APMDCL(Suliyari)	0.05			0.37		
Jindal Power G9 IV/1	0.41			2.42		
Total	**7.37**	**6.52**	***12.97***	**53.85**	**35.93**	***49.88***

Fig. in MT

Name of Coal Block/Company	Despatch during Sept			Despatch upto Sept		
	FY 23	FY 22	Growth(%) M-o-M	FY 23	FY 22	Growth(%) Y-o-Y
JKML	0.00	0.00	*0.00*	0.01	0.01	*0.00*
DVC	0.00	0.00		0.00	0.00	
IISCOCJ	0.01	0.01		0.02	0.03	*-40.74*
IISCOR	0.00	0.00		0.00	0.02	*-95.83*
JSMDCL	0.03	0.00		0.09	0.00	*4150.00*
TATA	0.40	0.42	*-5.01*	2.56	2.22	*15.14*
NTPC/Pakri Barwadih	0.75	0.63	*18.35*	5.35	4.02	*33.15*
CESC / Sarshatali	0.19	0.17	*12.73*	1.05	0.90	*17.43*
GMR-Talabira -I	0.00	0.00		0.00	0.00	
HIL-Gare Palma IV/5	0.00	0.00		0.00	0.00	
BALCO / Chotia-II	0.00	0.00		0.00	0.00	
HIL-Gare Palma IV/4	0.06	0.06	*1.82*	0.37	0.28	*29.89*
SIL / Belgaon	0.02	0.01	*183.33*	0.12	0.07	*62.16*
HIL/Kathautia	0.00	0.02	*-100.00*	0.07	0.09	*-27.96*
SAIL/Tasra	0.03	0.00		0.13	0.00	
SPL / Moher & Amlohori Extn.	1.26	1.36	*-7.31*	8.99	8.65	*4.00*
RRVUNL / Parsa East & Kanta	0.00	1.13	*-100.00*	5.61	6.19	*-9.35*
JPVL / Amelia (North)	0.24	0.30	*-21.78*	1.99	1.55	*28.37*
RCCPL/ Sial Ghogri	0.03	0.01	*141.67*	0.18	0.07	*155.71*
TUML / Marki Mangli - I	0.01	0.01	*80.00*	0.14	0.03	*325.00*
WBPDCL/Barjora	0.00	0.00		0.29	0.08	*256.10*
TSGENCO/Tadicherla-I	0.17	0.16	*2.45*	1.10	1.02	*7.66*
OCL/Ardhagram Coal Mine	0.00	0.00		0.00	0.00	
Ambuja Cement Ltd / GP IV/8	0.12	0.07	*63.38*	0.66	0.19	*251.60*
NTPC / Dulanga	0.52	0.41	*26.46*	3.17	2.09	*51.82*
WBPDCL/Barjora North	0.11	0.08	*34.15*	0.96	0.69	*39.16*
OCPL/Manoharpur	0.70	0.48	*44.93*	4.47	2.20	*103.83*
NTPC/Talaipalli	0.03	0.03	*19.23*	0.30	0.39	*-24.68*
WBPDCL/Pachwara North	1.07	0.83	*29.28*	5.19	3.98	*30.50*
WBPDCL/Gangaramchak Bhadulia	0.00	0.00		1.15	0.34	*242.69*
Talabira II & III	0.69	0.52	*33.46*	4.99	1.89	*164.37*
CSPGCL/GP III	0.22	0.27	*-18.66*	1.63	1.28	*27.72*
DPL/Trans Damodar	0.03	0.03	*10.34*	0.19	*0.23*	*-14.54*
KPCL	0.01	0.05	*-72.00*	0.56	0.19	*196.28*
BS Ispat	0.01	0.00	*333.33*	0.07	0.04	*97.30*
Ultratech Cement	0.04			0.17		
Sarda Energy & Minerals GP/7	0.09			0.71		
APMDCL(Suliyari)	0.08			0.38		
Jindal Power G9 IV/1	0.46			2.46		
Total	**7.36**	**7.05**	***4.37***	**55.12**	**38.72**	***42.37***

Analysis of Big Mines of CIL, SCCL & Others

All Figures in MT

Subsidiary	Description	Production During September			Production Upto September		
		FY 23	FY 22	Growth(%) M-o-M	FY 23	FY 22	Growth (%) Y-o-Y
ECL	Big Mines	0.96	0.98	-2.04	7.45	6.34	17.51
	Other Mines	0.36	0.45	-20.00	1.90	2.25	-15.56
	Big Plus Mines	**1.32**	**1.43**	-7.69	**9.35**	**8.59**	8.85
	Rest of Mines	0.83	0.68	22.06	6.18	5.72	8.04
	Total ECL	**2.15**	**2.11**	1.90	**15.53**	**14.31**	8.53
BCCL	Big Mines	0.00	0.00		0.00	0.00	
	Other Mines	1.54	1.06	45.28	8.74	6.20	40.97
	Big Plus Mines	**1.54**	**1.06**	45.28	**8.74**	**6.20**	40.97
	Rest of Mines	1.19	1.06	12.26	7.50	6.17	21.56
	Total BCCL	**2.73**	**2.12**	28.77	**16.24**	**12.37**	31.29
CCL	Big Mines	2.67	2.78	-3.96	20.67	16.31	26.73
	Other Mines	0.76	0.59	28.81	4.70	4.31	9.05
	Big Plus Mines	**3.43**	**3.37**	1.78	**25.37**	**20.62**	23.04
	Rest of Mines	0.78	0.72	8.33	4.82	4.74	1.69
	Total CCL	**4.21**	**4.09**	2.93	**30.19**	**25.36**	19.05
NCL	Big Mines	9.82	9.25	6.16	61.55	51.54	19.42
	Other Mines	0.36	0.31	16.13	2.45	1.89	29.63
	Big Plus Mines	**10.18**	**9.56**	6.49	**64.00**	**53.43**	19.78
	Rest of Mines	0.00	0.00		0.00	0.00	
	Total NCL	**10.18**	**9.56**	6.49	**64.00**	**53.44**	19.76
WCL	Big Mines	0.68	0.95	-28.42	5.85	6.15	-4.88
	Other Mines	1.57	1.04	50.96	11.26	8.05	39.88
	Big Plus Mines	**2.25**	**1.99**	13.07	**17.11**	**14.20**	20.49
	Rest of Mines	0.61	0.54	12.96	4.12	4.27	-3.51
	Total WCL	**2.86**	**2.53**	13.04	**21.23**	**18.47**	14.94
SECL	Big Mines	6.82	6.12	11.44	49.58	42.55	16.52
	Other Mines	1.26	0.81	55.94	8.45	6.01	40.60
	Big Plus Mines	**8.08**	**6.93**	16.63	**58.03**	**48.56**	19.50
	Rest of Mines	1.08	1.09	-1.10	5.41	6.56	-17.53
	Total SECL	**9.16**	**8.02**	14.21	**63.44**	**55.12**	15.09
MCL	Big Mines	14.26	12.10	17.85	87.43	70.07	24.78
	Other Mines	0.00	0.00		0.00	0.00	
	Big Plus Mines	**14.26**	**12.10**	17.85	**87.43**	**70.07**	24.78
	Rest of Mines	0.11	0.13	-15.38	0.85	0.68	25.00
	Total MCL	**14.37**	**12.23**	17.50	**88.28**	**70.75**	24.78
CIL	Big Mines	35.21	32.18	9.42	232.53	192.96	20.51
	Other Mines	5.85	4.26	37.39	37.50	28.71	30.62
	Big Plus Mines	**41.06**	**36.44**	12.68	**270.03**	**221.67**	21.81
	Rest of Mines	4.61	4.21	9.45	28.95	28.14	2.89
	Total CIL	**45.67**	**40.65**	12.35	**298.98**	**249.81**	19.68
SCCL	Big Mines	2.39	2.13	11.84	13.84	13.54	2.15
	Other Mines	0.79	0.97	-18.31	5.20	6.67	-22.04
	Big Plus Mines	**3.18**	**3.10**	2.42	**19.04**	**20.21**	-5.83
	Rest of Mines	1.75	1.45	21.08	10.19	9.74	4.71
	Total SCCL	**4.93**	**4.55**	8.35	**29.23**	**29.95**	-2.40

Subsidiary	Description	Production During September			Production Upto September		
		FY 23	FY 22	Growth(%) M-o-M	FY 23	FY 22	Growth (%) Y-o-Y
Captive & Others	Big Mines	5.34	5.43	-1.55	38.79	30.82	25.85
	Other Mines	2.03	1.10	85.30	15.06	5.11	194.72
	Total Others	**7.37**	**6.52**	13.04	**53.85**	**35.93**	49.87
All India	Big Mines	**49.58**	**44.97**	10.26	**327.85**	**272.70**	20.22
	Other Mines	**8.39**	**6.75**	24.24	**54.21**	**42.99**	26.11
	All Mines	**57.97**	**51.72**	12.08	**382.06**	**315.68**	21.03

Details of Subsidiary/Company-wise Production Status is given in subsequent Tables

Note:- **Big Mines means top 35 mines**
Others Mines means top 75 mines excluding top 35 mines
Big plus mines means top 75 mines including top 35 mines
Rest of Mines means other than big plus mines

Table 2.1.1 (A) : Departmental Coal Production ECL *All Figures in MT*

Mine	Type	Production during September			Production during the year		
		FY 23	FY 22	Growth (%) M-o-M	FY 23	FY 22	Growth (%) Y-o-Y
Rajmahal	Big	0.00	0.00		0.41	0.45	-8.89
Sonepur Bazari	Big	0.14	0.11	27.27	0.75	0.70	7.14
Jhajhra UG	Others	0.31	0.35	-11.43	1.53	1.91	-19.90
Chitra East	Others	0.05	0.10	-50.00	0.37	0.33	12.12
Total Big Mines		0.14	0.11	27.27	1.16	1.15	0.87
Total Others		0.36	0.45	-20.00	1.90	2.24	-15.18
Total Big Plus Mines		**0.50**	**0.56**	**-10.71**	**3.06**	**3.39**	**-9.73**
Total Rest of Mines		0.66	0.49	34.69	4.46	3.64	22.53
Total ECL		**1.16**	**1.05**	**10.48**	**7.52**	**7.03**	**6.97**

Table 2.1.1 (B): Contractual Coal Production ECL

Mine	Type	Production during September			Production during the year		
		FY 23	FY 22	Growth (%) M-o-M	FY 23	FY 22	Growth (%) Y-o-Y
Rajmahal	Big	0.20	0.51	-60.78	1.71	2.79	-38.71
Sonepur Bazari	Big	0.62	0.36	72.22	4.57	2.41	89.63
Jhajhra UG	Others	0.00	0.00		0.00	0.00	
Chitra East	Others	0.00	0.00		0.00	0.00	
Total Big Mines		0.82	0.87	-5.75	6.28	5.20	20.77
Total Others		0.00	0.00		0.00	0.00	
Total Big Plus Mines		**0.82**	**0.87**	**-5.75**	**6.28**	**5.20**	**20.77**
Total Rest of Mines		0.17	0.19	-10.53	1.72	2.08	-17.31
Total ECL		**0.99**	**1.06**	**-6.60**	**8.00**	**7.28**	**9.89**

Table 2.1.1 (C) : Total Coal Production ECL

Mine	Type	Production during September			Production during the year		
		FY 23	FY 22	Growth (%) M-o-M	FY 23	FY 22	Growth (%) Y-o-Y
Rajmahal	Big	0.20	0.51	-60.78	2.12	3.24	-34.57
Sonepur Bazari	Big	0.76	0.47	61.70	5.32	3.11	71.06
Jhajhra UG	Others	0.31	0.35	-11.43	1.53	1.91	-19.90
Chitra East	Others	0.05	0.10	-50.00	0.37	0.33	12.12
Total Big Mines		0.96	0.98	-2.04	7.45	6.34	17.51
Total Others		0.36	0.45	-20.00	1.90	2.25	-15.56
Total Big Plus Mines		**1.32**	**1.43**	**-7.69**	**9.34**	**8.59**	**8.73**
Total Rest of Mines		0.83	0.68	22.06	6.19	5.72	8.22
Total ECL		**2.15**	**2.11**	**1.90**	**15.53**	**14.31**	**8.53**

Table 2.1.2 (A): Departmental Coal Production BCCL *All Figures in MT*

Mine	Type	Production during September			Production during the year		
		FY 23	FY 22	Growth (%) M-o-M	FY 23	FY 22	Growth (%) Y-o-Y
NTST JEENAGORA	Others	0.04	0.04		0.20	0.12	66.67
AKWMC	Others	0.06	0.02	200.00	0.33	0.21	57.14
BOCP	Others	0.28	0.09	211.11	1.36	0.52	161.54
AMP	Others	0.09	0.00		0.57	0.11	418.18
KOCP	Others	0.06	0.13	-53.85	0.53	0.58	-8.62
BASANTIMATA-DAHIBARI	Others	0.02	0.06	-66.67	0.19	0.24	-20.83
Total Big Mines		0.00	0.00		0.00	0.00	
Total Others		0.55	0.34	61.76	3.16	1.78	77.53
Total Big Plus Mines		**0.55**	**0.34**	**61.76**	**3.16**	**1.78**	**77.53**
Total Rest of Mines		0.18	0.28	-35.71	1.23	1.51	-18.54
Total BCCL		**0.73**	**0.62**	**17.74**	**4.39**	**3.29**	**33.43**

Table 2.1.2 (B)Contractual Coal Production BCCL

Mine	Type	Production during September			Production during the year		
		FY 23	FY 22	Growth (%) M-o-M	FY 23	FY 22	Growth (%) Y-o-Y
NTST JEENAGORA	Others	0.50	0.16	212.50	2.35	1.52	54.61
AKWMC	Others	0.21	0.29	-27.59	1.53	1.48	3.38
BOCP	Others	0.10	0.16	-37.50	0.77	0.77	
AMP	Others	0.06	0.00		0.17	0.00	
KOCP	Others	0.12	0.09	33.33	0.76	0.55	38.18
BASANTIMATA-DAHIBARI	Others	0.00	0.02	-100.00	0.01	0.11	-90.91
Total Big Mines		0.00	0.00		0.00	0.00	
Total Others		0.99	0.72	37.50	5.58	4.43	25.96
Total Big Plus Mines		**0.99**	**0.72**	**37.50**	**5.58**	**4.43**	**25.96**
Total Rest of Mines		1.01	0.78	29.49	6.27	4.65	34.84
Total BCCL		**2.00**	**1.50**	**33.33**	**11.85**	**9.08**	**30.51**

Table 2.1.2 (C)Total Coal Production BCCL

Mine	Type	Production during September			Production during the year		
		FY 23	FY 22	Growth (%) M-o-M	FY 23	FY 22	Growth (%) Y-o-Y
NTST JEENAGORA	Others	0.54	0.2	170.00	2.55	1.64	55.49
AKWMC	Others	0.27	0.31	-12.90	1.86	1.69	10.06
BOCP	Others	0.38	0.25	52.00	2.13	1.29	65.12
AMP	Others	0.15	0.00		0.74	0.11	572.73
KOCP	Others	0.18	0.22	-18.18	1.29	1.13	14.16
BASANTIMATA-DAHIBARI	Others	0.02	0.08	-75.00	0.2	0.35	-42.86
Total Big Mines		0.00	0.00		0.00	0.00	
Total Others		1.54	1.06	45.28	8.74	6.20	40.97
Total Big Plus Mines		**1.54**	**1.06**	**45.28**	**8.74**	**6.21**	**40.74**
Total Rest of Mines		1.19	1.06	12.26	7.50	6.16	21.75
Total BCCL		**2.73**	**2.12**	**28.77**	**16.24**	**12.37**	**31.29**

Table 2.1.3 (A): Departmental Coal Production CCL *All Figures in MT*

Mine	Type	Production during September			Production during the year		
		FY 23	FY 22	Growth (%) M-o-M	FY 23	FY 22	Growth (%) Y-o-Y
AMRAPALI	Big	0.00	0.00		0.00	0.00	
MAGADH	Big	0.00	0.00		0.00	0.00	
ASHOKA	Big	0.14	0.10	40.00	0.81	0.47	72.34
AKK	Big	0.03	0.02	50.00	0.20	0.17	17.65
NORTH URIMARI (BIRSA PROJECT)	Others	0.05	0.07	-28.57	0.29	0.19	52.63
AAD	Others	0.08	0.07	14.29	0.39	0.43	-9.30
KARO - I	Others	0.00	0.00		0.00	0.00	
TAPIN	Others	0.03	0.02	50.00	0.20	0.13	53.85
PURNADIH	Others	0.04	0.01	300.00	0.25	0.09	177.78
Total Big Mines		0.17	0.12	41.67	1.01	0.64	57.81
Total Others		0.20	0.17	17.65	1.13	0.84	34.52
Total Big Plus Mines		**0.37**	**0.29**	**27.59**	**2.14**	**1.48**	**44.59**
Total Rest of Mines		0.64	0.63	1.59	3.79	3.49	8.60
Total CCL		**1.01**	**0.92**	**9.78**	**5.93**	**4.97**	**19.32**

Table 2.1.3 (B) Contractual Coal Production CCL

Mine	Type	Production during September			Production during the year		
		FY 23	FY 22	Growth (%) M-o-M	FY 23	FY 22	Growth (%) Y-o-Y
AMRAPALI	Big	0.92	1.15	-20.00	7.25	6.64	9.19
MAGADH	Big	0.73	0.65	12.31	6.11	3.5	74.57
ASHOKA	Big	0.52	0.65	-20.00	3.87	4.72	-18.01
AKK	Big	0.33	0.2	65.00	2.43	0.82	196.34
NORTH URIMARI (BIRSA PROJECT)	Others	0.28	0.17	64.71	1.65	1.17	41.03
AAD	Others	0.03	0.02	50.00	0.39	0.19	105.26
KARO - I	Others	0.11	0.14	-21.43	0.68	1.61	-57.76
TAPIN	Others	0.14	0.09	55.56	0.85	0.50	70.00
PURNADIH	Others	0.00	0.00		0.00	0.00	
Total Big Mines		2.50	2.65	-5.66	19.66	15.68	25.38
Total Others		0.56	0.42	33.33	3.57	3.47	2.88
Total Big Plus Mines		**3.06**	**3.07**	**-0.33**	**23.23**	**19.15**	**21.31**
Total Rest of Mines		0.15	0.10	50.00	1.03	1.24	-16.94
Total CCL		**3.21**	**3.17**	**1.26**	**24.26**	**20.39**	**18.98**

Table 2.1.3 (C) :Total Coal Production CCL

Mine	Type	Production during September			Production during the year		
		FY 23	FY 22	Growth (%) M-o-M	FY 23	FY 22	Growth (%) Y-o-Y
AMRAPALI	Big	0.92	1.15	-20.00	7.25	6.64	9.19
MAGADH	Big	0.73	0.65	12.31	6.11	3.5	74.57
ASHOKA	Big	0.66	0.75	-12.00	4.68	5.19	-9.83
AKK	Big	0.36	0.22	63.64	2.63	0.99	165.66
NORTH URIMARI (BIRSA PROJECT)	Others	0.33	0.24	37.50	1.94	1.36	42.65
AAD	Others	0.11	0.09	22.22	0.78	0.62	25.81
KARO - I	Others	0.11	0.14	-21.43	0.68	1.61	-57.76
TAPIN	Others	0.17	0.11	54.55	1.05	0.63	66.67
PURNADIH	Others	0.04	0.01	300.00	0.25	0.09	177.78
Total Big Mines		2.67	2.78	-3.96	20.67	16.31	26.73
Total Others		0.76	0.59	28.81	4.70	4.31	9.05
Total Big Plus Mines		**3.43**	**3.36**	**2.08**	**25.37**	**20.62**	**23.04**
Total Rest of Mines		0.78	0.73	6.85	4.82	4.74	1.69
Total CCL		**4.21**	**4.09**	**2.93**	**30.19**	**25.36**	**19.05**

Table 2.1.4 (A): Departmental Coal Production NCL

Mine	Type	Production during September			Production during the year		
		FY 23	FY 22	Growth (%) M-o-M	FY 23	FY 22	Growth (%) Y-o-Y
JAYANT	Big	2.02	1.92	5.21	12.39	10.88	13.83
DUDHICHUA	Big	1.64	1.44	13.89	10.51	8.85	18.76
NIGAHI	Big	1.80	1.79	0.56	11.78	10.18	15.72
AMLOHRI	Big	1.01	1.07	-5.61	6.03	4.72	27.78
KHADIA	Big	1.24	1.12	10.71	8.09	6.45	25.47
BINA	Big	0.92	0.76	21.05	5.82	4.01	45.21
KRISHNASHILA	Big	0.67	0.63	6.35	3.82	3.47	10.17
BLOCK - B	Big	0.51	0.52	-1.92	3.10	2.98	4.09
JHINGURDA	Others	0.24	0.19	26.32	1.51	1.04	45.19
KAKARI	Others	0.12	0.13	-7.69	0.94	0.85	10.59
Total Big Mines		9.82	9.25	6.16	61.55	51.54	19.42
Total Others		0.36	0.31	16.13	2.45	1.89	29.63
Total Big Plus Mines		**10.18**	**9.56**	**6.49**	**64.00**	**53.44**	**19.75**
Total Rest of Mines		0.00	0.00		0.00	0.00	
Total NCL		**10.18**	**9.56**	**6.49**	**64.00**	**53.44**	**19.76**

Table 2.1.4 (B): Total Coal Production NCL

Mine	Type	Production during September			Production during the year		
		FY 23	FY 22	Growth (%) M-o-M	FY 23	FY 22	Growth (%) Y-o-Y
JAYANT	Big	2.02	1.92	5.21	12.39	10.88	13.83
DUDHICHUA	Big	1.64	1.44	13.89	10.51	8.85	18.76
NIGAHI	Big	1.80	1.79	0.56	11.78	10.18	15.72
AMLOHRI	Big	1.01	1.07	-5.61	6.03	4.72	27.78
KHADIA	Big	1.24	1.12	10.71	8.09	6.45	25.47
BINA	Big	0.92	0.76	21.05	5.82	4.01	45.21
KRISHNASHILA	Big	0.67	0.63	6.35	3.82	3.47	10.17
BLOCK - B	Big	0.51	0.52	-1.92	3.10	2.98	4.09
JHINGURDA	Others	0.24	0.19	26.32	1.51	1.04	45.19
KAKARI	Others	0.12	0.13	-7.69	0.94	0.85	10.59
Total Big Mines		9.82	9.25	6.16	61.55	51.54	19.42
Total Others		0.36	0.31	16.13	2.45	1.89	29.63
Total Big Plus Mines		**10.18**	**9.56**	**6.49**	**64.00**	**53.44**	**19.75**
Total Rest of Mines		0.00	0.00		0.00	0.00	
Total NCL		**10.18**	**9.56**	**6.49**	**64.00**	**53.44**	**19.76**

Table 2.1.5 (A): Departmental Coal Production WCL *All Figures in MT*

Mine	Type	Production during September			Production during the year		
		FY 23	FY 22	Growth (%) M-o-M	FY 23	FY 22	Growth (%) Y-o-Y
PENGANGA	Big	0.22	0.12	83.33	1.26	1.09	15.60
MUNGOLI	Big	0.09	0.10	-10.00	0.59	0.76	-22.37
NILJAI DEEP	Big	0.01	0.35	-97.14	1.04	1.25	-16.80
MAKARDHOKRA-I	Big	0.00	0.00		0.00	0.00	
GONDEGAON	Others	0.09	0.18	-50.00	0.78	1.41	-44.68
PAONI II	Others	0.00	0.00		0.00	0.00	
MAKARDHOKRA-III / DIN	Others	0.00	0.00		0.00	0.00	
AMALG. YEKONA I & II	Others	0.00	0.00		0.00	0.00	
AMALGAMATED INDER K	Others	0.09	0.04	125.00	0.56	0.13	330.77
NEW MAJRI II (A) EXPN	Others	0.01	0.09	-88.89	0.61	0.56	8.93
NEW MAJRI UG TO OC	Others	0.17	0.07	142.86	0.53	0.64	-17.19
GOKUL	Others	0.00	0.00		0.00	0.00	
DURGAPUR	Others	0.12	0.00		0.29	0.00	
UKNI DEEP	Others	0.02	0.01	100.00	0.96	0.35	174.29
SASTI OC	Others	0.17	0.01	1600.00	1.64	0.28	485.71
UMRER EXPN	Others	0.13	0.07	85.71	0.78	0.55	41.82
KOLARPIMPRI	Others	0.00	0.00		0.00	0.00	
Total Big Mines		0.32	0.57	-43.86	2.89	3.10	-6.77
Total Others		0.80	0.47	70.21	6.15	3.92	56.89
Total Big Plus Mines		**1.12**	**1.04**	**7.69**	**9.04**	**7.02**	**28.77**
Total Rest of Mines		0.38	0.44	-13.64	2.17	2.93	-25.94
Total WCL		**1.50**	**1.48**	**1.35**	**11.21**	**9.95**	**12.66**

Table 2.1.5 (B) Contractual Coal Production WCL

Mine	Type	Production during September			Production during the year		
		FY 23	FY 22	Growth (%) M-o-M	FY 23	FY 22	Growth (%) Y-o-Y
PENGANGA	Big	0.11	0.22	-50.00	1.13	1.15	-1.74
MUNGOLI	Big	0.00	0.00		0.00	0.00	
NILJAI DEEP	Big	0.00	0.00		0.00	0.00	
MAKARDHOKRA-I	Big	0.25	0.17	47.06	1.83	1.91	-4.19
GONDEGAON	Others	0.10	0.00		0.46	0.00	
PAONI II	Others	0.16	0.19	-15.79	1.37	1.08	26.85
MAKARDHOKRA-III / DIN	Others	0.08	0.09	-11.11	0.35	0.81	-56.79
AMALG. YEKONA I & II	Others	0.19	0.05	280.00	0.80	0.58	37.93
AMALGAMATED INDER K	Others	0.00	0.00		0.20	0.00	
NEW MAJRI II (A) EXPN	Others	0.00	0.00		0.00	0.00	
NEW MAJRI UG TO OC	Others	0.00	0.00		0.00	0.00	
GOKUL	Others	0.07	0.07		0.72	0.56	28.57
DURGAPUR	Others	0.00	0.08	-100.00	0.00	0.55	-100.00
UKNI DEEP	Others	0.00	0.00		0.00	0.00	
SASTI OC	Others	0.00	0.00		0.00	0.00	
UMRER EXPN	Others	0.14	0.07	100.00	0.94	0.45	108.89
KOLARPIMPRI	Others	0.03	0.00		0.27	0.11	145.45
Total Big Mines		0.36	0.39	-7.69	2.96	3.06	-3.27
Total Others		0.77	0.55	40.00	5.11	4.14	23.43
Total Big Plus Mines		**1.13**	**0.94**	**20.21**	**8.07**	**7.20**	**12.08**
Total Rest of Mines		0.23	0.11	109.09	1.95	1.32	47.73
Total WCL		**1.36**	**1.05**	**29.52**	**10.02**	**8.52**	**17.61**

Table 2.1.5 (C) :Total Coal Production WCL

Mine	Type	Production during September			Production during the year		
		FY 23	FY 22	Growth (%) M-o-M	FY 23	FY 22	Growth (%) Y-o-Y
PENGANGA	Big	0.33	0.34	-2.94	2.39	2.24	6.70
MUNGOLI	Big	0.09	0.1	-10.00	0.59	0.76	-22.37
NILJAI DEEP	Big	0.01	0.35	-97.14	1.04	1.25	-16.80
MAKARDHOKRA-I	Big	0.25	0.17	47.06	1.83	1.91	-4.19
GONDEGAON	Others	0.19	0.18	5.56	1.24	1.41	-12.06
PAONI II	Others	0.16	0.19	-15.79	0.20	1.08	-81.48
MAKARDHOKRA-III / DIN	Others	0.08	0.09	-11.11	0.00	0.81	-100.00
AMALG. YEKONA I & II	Others	0.19	0.05	280.00	0.00	0.58	-100.00
AMALGAMATED INDER K	Others	0.09	0.04	125.00	1.28	0.13	884.62
NEW MAJRI II (A) EXPN	Others	0.01	0.09	-88.89	0.61	0.56	8.93
NEW MAJRI UG TO OC	Others	0.17	0.07	142.86	0.53	0.64	-17.19
GOKUL	Others	0.07	0.07		0.00	0.56	-100.00
DURGAPUR	Others	0.12	0.08	50.00	0.29	0.55	-47.27
UKNI DEEP	Others	0.02	0.01	100.00	0.96	0.35	174.29
SASTI OC	Others	0.17	0.01	1600.00	1.64	0.28	485.71
UMRER EXPN	Others	0.27	0.14	92.86	1.72	1.00	72.00
KOLARPIMPRI	Others	0.03	0.00		0.27	0.11	145.45
Total Big Mines		0.68	0.95	-28.42	5.85	6.15	-4.88
Total Others		1.57	1.04	50.96	11.26	8.05	39.88
Total Big Plus Mines		**2.25**	**1.99**	**13.07**	**17.10**	**14.21**	**20.34**
Total Rest of Mines		0.61	0.54	12.96	4.13	4.25	-2.82
Total WCL		**2.86**	**2.53**	**13.04**	**21.23**	**18.47**	**14.94**

Table 2.1.6 (A): Departmental Coal Production SECL *All Figures in MT*

Mine	Type	Production during September			Production during the year		
		FY 23	FY 22	Growth (%) M-o-M	FY 23	FY 22	Growth (%) Y-o-Y
GEVRA OC	Big	0.00	0.04	-100.00	0.56	1.13	-50.44
KUSMUNDA	Big	0.53	0.37	43.24	6.51	4.17	56.12
DIPKA	Big	0.05	0.30	-83.33	0.84	2.15	-60.93
MANIKPUR OC	Big	0.08	0.07	14.29	0.53	0.31	70.97
GARE PELMA IV/2&3	Big	0.00	0.00		0.00	0.00	
BAROUD	Others	0.00	0.00		0.00	0.00	
CHHAL OC	Others	0.00	0.00		0.00	0.00	
JAMPALI	Others	0.00	0.00		0.00	0.00	
AMADAND	Others	0.00	0.00		0.02	0.01	100.00
JAGANNATHPUR	Others	0.00	0.00		0.00	0.00	
BIJARI	Others	0.00	0.00		0.00	0.00	
CHURCHA RO (UG)	Others	0.07	0.09	-22.22	0.84	0.67	25.37
CHIRIMIRI	Others	0.26	0.07		0.53	0.39	35.90
DHANPURI	Others	0.00	0.02	-100.00	0.15	0.35	-57.14
KANCHAN OC	Others	0.00	0.00		0.00	0.00	
Total Big Mines		**0.66**	0.78	-15.38	**8.44**	7.76	8.76
Total Others		0.33	0.18	83.33	1.54	1.42	8.45
Total Big Plus Mines		**0.99**	**0.96**	**3.13**	**9.98**	**9.18**	**8.71**
Total Rest of Mines		0.83	1.35	-38.52	4.76	6.41	-25.74
Total SECL		**1.82**	**2.31**	**-21.21**	**14.74**	**15.59**	**-5.45**

Table 2.1.6 (B): Contractual Coal Production SECL

Mine	Type	Production during September			Production during the year		
		FY 23	FY 22	Growth (%) M-o-M	FY 23	FY 22	Growth (%) Y-o-Y
GEVRA OC	Big	3.29	2.27	44.93	21.05	15.26	37.94
KUSMUNDA	Big	1.37	1.06	29.25	7.70	6.92	11.27
DIPKA	Big	1.12	1.51	-25.83	9.05	9.74	-7.08
MANIKPUR OC	Big	0.38	0.32	18.75	2.44	1.81	34.81
GARE PELMA IV/2&3	Big	0.00	0.16	-100.00	0.90	1.07	-15.89
BAROUD	Others	0.36	0.08	361.54	1.26	1.23	2.44
CHHAL OC	Others	0.16	0.15	6.67	1.76	0.80	120.00
JAMPALI	Others	0.17	0.11	54.55	1.64	0.76	115.79
AMADAND	Others	0.08	0.07	14.29	0.67	0.59	13.56
JAGANNATHPUR	Others	0.15	0.13	15.38	1.32	0.49	169.39
BIJARI	Others	0.00	0.04	-100.00	0.08	0.26	-69.23
CHURCHA RO (UG)	Others	0.00	0.00		0.00	0.00	
CHIRIMIRI	Others	0.00	0.00		0.00	0.08	-100.00
DHANPURI	Others	0.00	0.00		0.00	0.06	-100.00
KANCHAN OC	Others	0.01	0.03	-66.67	0.18	0.32	-43.75
Total Big Mines		**6.16**	5.32	15.79	**41.14**	34.80	18.22
Total Others		0.93	0.33	183.54	6.91	4.59	50.54
Total Big Plus Mines		**7.09**	**5.65**	**25.53**	**48.05**	**39.39**	**21.99**
Total Rest of Mines		0.26	0.06	319.35	0.65	0.14	364.29
Total SECL		**7.35**	**5.71**	**28.72**	**48.70**	**39.53**	**23.20**

Table 2.1.6 (C): Total Coal Production SECL

Mine	Type	Production during September			Production during the year		
		FY 23	FY 22	Growth (%) M-o-M	FY 23	FY 22	Growth (%) Y-o-Y
GEVRA OC	Big	3.29	2.31	42.42	21.61	16.39	31.85
KUSMUNDA	Big	1.90	1.43	32.87	14.21	11.09	28.13
DIPKA	Big	1.17	1.81	-35.36	9.89	11.89	-16.82
MANIKPUR OC	Big	0.46	0.39	17.95	2.97	2.12	40.09
GARE PELMA IV/2&3	Big	0.00	0.16	-100.00	0.90	1.07	-15.89
BAROUD	Others	0.36	0.08	361.54	1.26	1.23	2.44
CHHAL OC	Others	0.16	0.15	6.67	1.76	0.80	120.00
JAMPALI	Others	0.17	0.11	54.55	1.64	0.76	115.79
AMADAND	Others	0.08	0.07	14.29	0.69	0.60	15.00
JAGANNATHPUR	Others	0.15	0.13	15.38	1.32	0.49	169.39
BIJARI	Others	0.00	0.04	-100.00	0.08	0.26	-69.23
CHURCHA RO (UG)	Others	0.07	0.09	-22.22	0.84	0.67	25.37
CHIRIMIRI	Others	0.26	0.07	271.43	0.53	0.47	12.77
DHANPURI	Others	0.00	0.02	-100.00	0.15	0.41	-63.41
KANCHAN OC	Others	0.01	0.03	-66.67	0.18	0.32	-43.75
Total Big Mines		6.82	6.12	11.44	49.58	42.55	16.52
Total Others		1.26	0.81	55.94	8.45	6.01	40.60
Total Big Plus Mines		**8.08**	**6.93**	**16.63**	**58.03**	**48.55**	**19.53**
Total Rest of Mines		1.08	1.09	-1.10	5.41	6.57	-17.66
Total SECL		**9.16**	**8.02**	**14.21**	**63.44**	**55.12**	**15.09**

Table 2.1.7 (A): Departmental Coal Production MCL *All Figures in MT*

Mine	Type	Production during September			Production during the year		
		FY 23	FY 22	Growth (%) M-o-M	FY 23	FY 22	Growth (%) Y-o-Y
Bhubaneswari	Big	0.00	0.00		0.00	0.00	
Lakhanpur	Big	0.34	0.24	41.67	2.20	2.07	6.28
Bharatpur	Big	0.00	0.00		0.00	0.01	
Lingaraj	Big	0.35	0.27	29.63	2.26	2.06	9.71
Samaleswari	Big	0.22	0.19	15.79	1.28	0.96	33.33
Kulda	Big	0.00	0.00		0.00	0.13	-100.00
Kaniha	Big	0.00	0.00		0.00	0.00	
Hingula	Big	0.34	0.18	88.89	1.93	1.77	
Ananta	Big	0.23	0.18	27.78	1.03	1.54	-33.12
Jagannath	Big	0.00	0.00		0.00	0.00	
Belpahar	Big	0.00	0.00		0.00	0.02	-100.00
Lajkura	Big	0.00	0.30	-100.00	0.00	1.35	-100.00
Balram	Big	0.39	0.49	-20.41	2.52	1.95	29.23
Garjanbahal	Big	0.59	0.59	0.00	5.08	2.83	79.51
Total Big Mines		2.46	2.44	0.82	16.30	14.69	10.96
Total Others		0.00	0.00		0.00	0.00	
Total Big Plus Mines		**2.46**	**2.44**	**0.82**	**16.30**	**14.69**	**10.96**
Total Rest of Mines		0.11	0.13	-15.38	0.85	0.68	25.00
Total MCL		**2.57**	**2.57**		**17.15**	**15.37**	**11.58**

Table 2.1.7 (B): Contractual Coal Production MCL

Mine	Type	Production during September			Production during the year		
		FY 23	FY 22	Growth (%) M-o-M	FY 23	FY 22	Growth (%) Y-o-Y
Bhubaneswari	Big	2.24	2.24		14.78	14.98	-1.34
Lakhanpur	Big	1.71	1.53	11.76	9.51	8.74	8.81
Bharatpur	Big	0.75	0.59	27.12	3.91	3.08	26.95
Lingaraj	Big	0.89	0.77	15.58	5.67	3.68	54.08
Samaleswari	Big	0.27	0.23	17.39	1.63	0.71	129.58
Kulda	Big	1.69	1.47	14.97	10.03	8.15	23.07
Kaniha	Big	0.92	0.77	19.48	5.67	3.60	57.50
Hingula	Big	0.50	0.36	38.89	2.81	0.92	205.43
Ananta	Big	1.03	0.74	39.19	5.97	3.92	52.30
Jagannath	Big	0.45	0.48	-6.25	3.08	2.71	13.65
Belpahar	Big	0.01	0.16	-93.75	1.45	2.25	-35.56
Lajkura	Big	0.42	0.01		2.47	0.56	341.07
Balram	Big	0.22	0.01	2100.00	1.32	0.31	325.81
Garjanbahal	Big	0.69	0.31	122.58	2.83	1.78	58.99
Total Big Mines		11.8	9.66	22.15	71.13	55.38	28.44
Total Others		0.00	0.00		0.00	0.00	
Total Big Plus Mines		**11.80**	**9.66**	**22.15**	**71.13**	**55.38**	**28.44**
Total Rest of Mines		0.00	0.00		0.00	0.00	
Total MCL		**11.80**	**9.66**	**22.15**	**71.13**	**55.38**	**28.44**

Table 2.1.7 (C): Total Coal Production MCL

Mine	Type	Production during September			Production during the year		
		FY 23	FY 22	Growth (%) M-o-M	FY 23	FY 22	Growth (%) Y-o-Y
Bhubaneswari	Big	2.24	2.24		14.78	14.98	-1.34
Lakhanpur	Big	2.05	1.77	15.82	11.71	10.81	8.33
Bharatpur	Big	0.75	0.59	27.12	3.91	3.09	26.54
Lingaraj	Big	1.24	1.04	19.23	7.93	5.74	38.15
Samaleswari	Big	0.49	0.42	16.67	2.91	1.67	74.25
Kulda	Big	1.69	1.47	14.97	10.03	8.28	21.14
Kaniha	Big	0.92	0.77	19.48	5.67	3.60	57.50
Hingula	Big	0.84	0.54	55.56	4.74	2.69	76.21
Ananta	Big	1.26	0.92	36.96	7.00	5.46	28.21
Jagannath	Big	0.45	0.48	-6.25	3.08	2.71	13.65
Belpahar	Big	0.01	0.16	-93.75	1.45	2.27	-36.12
Lajkura	Big	0.42	0.31	35.48	2.47	1.91	29.32
Balram	Big	0.61	0.50	22.00	3.84	2.26	69.91
Garjanbahal	Big	1.28	0.90	42.22	7.91	4.61	71.58
Total Big Mines		14.26	12.10	17.85	87.43	70.07	24.78
Total Others		0.00	0.00		0.00	0.00	
Total Big Plus Mines		**14.26**	**12.10**	**17.85**	**87.43**	**70.07**	**24.78**
Total Rest of Mines		0.11	0.13	-15.38	0.85	0.68	25.00
Total MCL		**14.37**	**12.23**	**17.50**	**88.28**	**70.75**	**24.78**

Table 2.1.8: Coal Production SCCL *All Figures in MT*

Mine	Type	Production During September			Production Upto September		
		FY 23	FY 22	Growth M-o-M	FY 23	FY 22	Growth Y-o-Y
PK OC	Big	0.91	0.75	22.51	4.54	4.79	-5.15
RG OC III Extn.	Big	0.64	0.64	-0.03	3.78	3.89	-2.96
JVR OC II	Big	0.61	0.45	34.48	3.87	3.13	23.43
Ramagundam OC I Exp. Ph II	Big	0.23	0.30	-23.99	1.65	1.73	-4.67
Gouthamkhani OC	Others	0.00	0.25	-100.00	0.38	1.64	-76.56
JVR OCI Exp.	Others						
Koyagudem OC II	Others	0.26	0.29	-10.07	1.51	1.66	-9.03
Jawaharkhani 5 OC	Others	0.19	0.22	-15.33	0.65	1.42	-54.30
Srirampur OC II	Others	0.18	0.16	11.60	1.40	1.09	28.56
Khairagura OC	Others	0.17	0.05	219.08	1.25	0.85	46.45
Total Big Mines		2.39	2.13	11.84	13.84	13.54	2.15
Total Other Mines		0.79	0.97	-18.31	5.20	6.67	-22.04
Total Big Plus Mines		**3.18**	**3.10**	**2.42**	**19.04**	**20.21**	**-5.83**
Rest of Mines		1.75	1.45	21.08	10.19	9.74	4.71
Total SCCL		**4.93**	**4.55**	**8.35**	**29.23**	**29.95**	**-2.40**

Table 2.1.9: Coal Production Captive & Others *All Figures in MT*

Block	Type	Production During September			Production Upto September		
		FY 23	FY 22	Growth (%) M-o-M	FY 23	FY 22	Growth (%) Y-o-Y
Moher & Amlohori Extn.	Big	1.30	1.25	4.66	8.77	8.21	6.87
Parsa East & Kanta Basan	Big	0.00	1.13	-100.00	5.61	6.19	-9.35
Pakri Barwadih	Big	0.87	0.64	35.30	5.49	3.44	59.59
Tata	Big	0.40	0.38	5.54	2.56	2.15	18.90
Amelia (North)	Big	0.24	0.28	-15.05	2.07	1.60	29.25
Sarshatali	Big	0.18	0.12	49.59	0.97	0.85	13.92
Tadicherla-I	Big	0.16	0.19	-13.44	1.09	1.04	4.92
Dulanga	Big	0.48	0.34	41.37	2.92	1.81	61.53
Manoharpur	Big	0.65	0.36	79.06	4.23	1.54	174.21
Pachwara North	Big	1.06	0.74	43.59	5.08	3.99	27.28
Total Big Mines		**5.34**	**5.43**	**-1.55**	**38.79**	**30.82**	**25.85**
Rest of Mines		2.03	1.10	85.30	15.06	5.11	194.72
Overall Captive & Othres		**7.37**	**6.52**	**13.04**	**53.85**	**35.93**	**49.87**

Table 2.2: Summary of OBR of Big Mines of CIL *All Figures in MT*

Subsidiary	Description	OBR during September			OBR Upto September		
		FY 23	FY 22	Growth(%) M-o-M	FY 23	FY 22	Growth(%) Y-o-Y
ECL	Big Mines	5.43	6.16	-11.85	39.80	36.21	9.91
	Other Mines	0.15	0.15	0.00	0.99	1.03	-3.88
	Big Plus Mines	**5.58**	**6.31**	-11.57	**40.79**	**37.24**	9.53
	Rest of Mines	2.43	2.35	3.40	16.78	16.10	4.22
	Total ECL	**8.01**	**8.66**	-7.51	**57.57**	**53.34**	7.93
BCCL	Big Mines	0.00	0.00		0.00	0.00	
	Other Mines	3.52	3.57	-1.40	20.69	20.72	-0.14
	Big Plus Mines	**3.52**	**3.57**	-1.40	**20.69**	**20.72**	-0.14
	Rest of Mines	5.16	4.46	15.70	34.51	27.56	25.22
	Total BCCL	**8.68**	**8.03**	8.09	**55.20**	**48.28**	14.33
CCL	Big Mines	3.34	3.38	-1.18	23.90	24.91	-4.05
	Other Mines	1.72	1.16	48.28	12.01	7.49	60.35
	Big Plus Mines	**5.06**	**4.54**	11.45	**35.91**	**32.40**	10.83
	Rest of Mines	2.39	2.19	9.13	17.31	12.64	36.95
	Total CCL	**7.45**	**6.73**	10.70	**53.22**	**45.04**	18.16
NCL	Big Mines	34.12	25.03	36.29	199.66	154.78	28.99
	Other Mines	1.33	0.47	182.98	8.78	2.81	212.53
	Big Plus Mines	**35.45**	**25.50**	39.00	**208.44**	**157.59**	32.27
	Rest of Mines	0.00	0.00		0.00	0.00	
	Total NCL	**35.45**	**25.50**	39.02	**208.44**	**157.59**	32.27
WCL	Big Mines	5.17	5.30	-2.45	29.38	37.11	-20.83
	Other Mines	9.01	5.55	62.34	61.17	47.94	27.60
	Big Plus Mines	**14.18**	**10.85**	30.69	**90.55**	**85.05**	6.47
	Rest of Mines	2.61	2.32	12.50	22.74	25.57	-11.07
	Total WCL	**16.79**	**13.17**	27.49	**113.29**	**110.62**	2.41
SECL	Big Mines	11.35	6.94	63.54	71.50	54.62	30.90
	Other Mines	3.45	3.03	13.86	25.89	20.88	23.99
	Big Plus Mines	**14.80**	**9.97**	48.45	**97.39**	**75.50**	28.99
	Rest of Mines	1.21	0.68	77.94	7.93	5.82	36.25
	Total SECL	**16.01**	**10.65**	50.33	**105.32**	**81.32**	29.51
MCL	Big Mines	17.77	15.08	17.84	93.42	90.02	3.78
	Other Mines	0.00	0.00		0.00	0.00	
	Big Plus Mines	**17.77**	**15.08**	17.84	**93.42**	**90.02**	3.78
	Rest of Mines	0.00	0.00		0.00	0.00	
	Total MCL	**17.77**	**15.08**	17.84	**93.42**	**90.02**	3.78
CIL	Big Mines	77.18	61.89	24.70	457.66	397.65	15.09
	Other Mines	19.18	13.93	37.69	129.53	100.87	28.41
	Big Plus Mines	**96.36**	**75.82**	27.08	**587.19**	**498.52**	17.79
	Rest of Mines	13.96	11.99	16.47	100.07	87.67	14.14
	Total CIL	**110.32**	**87.81**	25.63	**687.26**	**586.19**	17.24

SCCL	Big Mines	12.66	9.89	27.93	71.38	64.45	10.75
	Other Mines	3.54	4.23	-16.36	28.51	30.54	-6.63
	Big Plus Mines	**16.20**	**14.12**	14.66	**99.90**	**94.99**	5.17
	Rest of Mines	12.27	9.32	31.67	75.84	69.74	8.74
	Total SCCL	**28.47**	**23.44**	21.43	**175.74**	**164.73**	6.68
All India	Big Mines	89.84	71.79	25.14	529.04	462.10	14.49
	Other Mines	22.72	18.16	25.10	158.05	131.41	20.27
	Big Plus Mines	**112.56**	**89.95**	25.13	**687.09**	**593.51**	15.77
	Rest of Mines	26.23	21.30	23.12	175.91	157.41	11.75
	Total OBR	**138.79**	**111.25**	24.75	**863.00**	**750.92**	14.92

Details of Subsidiary-wise OBR Status is given in subsequent Tables

Note:- **Big Mines means top 35 mines**
Others Mines means top 75 mines excluding top 35 mines
Big plus mines means top 75 mines including top 35 mines
Rest of Mines means other than big plus mines

Table 2.2.1 (A) Departmental OBR ECL *All Figurds in MM3*

Mine	Type	OBR during September			OBR during the year		
		FY 23	FY 22	Growth(%) M-o-M	FY 23	FY 22	Growth(%) Y-o-Y
Rajmahal	Big	0.18	0.56	-67.86	1.85	2.59	-28.57
Sonepur Bazari	Big	0.70	0.77	-9.09	4.72	4.62	2.16
Chitra East	Others	0.15	0.15		0.99	1.03	-3.88
Big Mines		0.88	1.33	-33.83	6.57	7.21	-8.88
Other Mines		0.15	0.15		0.99	1.03	-3.88
Big Plus Mines		**1.03**	**1.48**	**-30.41**	**7.56**	**8.24**	**-8.25**
Rest of Mines		0.72	0.95	-24.21	4.73	4.91	-3.67
Total ECL		**1.75**	**2.43**	**-27.98**	**12.29**	**13.15**	**-6.54**

Table 2.2.1 (B) Contractual OBR ECL

Mine	Type	OBR during September			OBR during the year		
		FY 23	FY 22	Growth(%) M-o-M	FY 23	FY 22	Growth(%) Y-o-Y
Rajmahal	Big	0.41	0.92	-55.43	4.14	4.25	-2.59
Sonepur Bazari	Big	4.14	3.91	5.88	29.08	24.76	17.45
Chitra East	Others	0.00	0.00		0.00	0.00	
Big Mines		4.55	4.83	-5.80	33.22	29.01	14.51
Other Mines		0.00	0.00		0.00	0.00	
Big Plus Mines		**4.55**	**4.83**	**-5.80**	**33.22**	**29.01**	**14.51**
Rest of Mines		1.71	1.40	22.14	12.06	11.18	7.87
Total ECL		**6.26**	**6.23**	**0.48**	**45.28**	**40.19**	**12.66**

Table 2.2.1 (C) Total OBR ECL

Mine	Type	OBR during September			OBR during the year		
		FY 23	FY 22	Growth(%) M-o-M	FY 23	FY 22	Growth(%) Y-o-Y
Rajmahal	Big	0.59	1.48	-60.14	5.99	6.84	-12.43
Sonepur Bazari	Big	4.84	4.68	3.42	33.80	29.38	15.04
Chitra East	Others	0.15	0.15		0.99	1.03	-3.88
Big Mines		5.43	6.16	-11.85	39.80	36.21	9.91
Other Mines		0.15	0.15		0.99	1.03	-3.88
Big Plus Mines		**5.58**	**6.31**	**-11.57**	**40.79**	**37.24**	**9.53**
Rest of Mines		2.43	2.35	3.40	16.78	16.10	4.22
Total ECL		**8.01**	**8.66**	**-7.51**	**57.57**	**53.34**	**7.93**

Table 2.2.2 (A) Departmental OBR BCCL *All Figurds in MM3*

Mine	Type	OBR during September			OBR during the year		
		FY 23	FY 22	Growth(%)	FY 23	FY 22	Growth(%)
NTST	Others	0.16	0.13	23.08	0.87	0.76	14.47
AKWMC	Others	0.27	0.26	3.85	1.47	1.51	-2.65
BOCP	Others	0.24	0.24		1.16	1.38	-15.94
AMP	Others	0.09	0.00		0.22	0.31	-29.03
KOCP	Others	0.26	0.31	-16.13	1.75	1.82	-3.85
BASANTIM	Others	0.07	0.14	-50.00	0.68	0.94	-27.66
Big Mines		0.00	0.00		0.00	0.00	
Other Mines		1.09	1.08	0.93	6.15	6.72	-8.48
Big Plus Mines		**1.09**	**1.08**	**0.93**	**6.15**	**6.72**	**-8.48**
Rest of Mines		0.50	0.27	85.19	2.38	1.88	26.60
Total BCCL		**1.59**	**1.35**	**17.78**	**8.53**	**8.60**	**-0.81**

Table 2.2.2 (B) Contractual OBR BCCL

Mine	Type	OBR during September			OBR during the year		
		FY 23	FY 22	Growth(%)	FY 23	FY 22	Growth(%)
NTST	Others	0.77	0.62	24.19	4.30	4.26	0.94
AKWMC	Others	0.48	0.95	-49.47	2.83	4.15	-31.81
BOCP	Others	0.57	0.39	46.15	4.07	2.64	54.17
AMP	Others	0.10	0.00		0.76	0.00	
KOCP	Others	0.49	0.49		2.38	2.72	-12.50
BASANTIM	Others	0.02	0.04	-50.00	0.24	0.23	4.35
Big Mines		0.00	0.00		0.00	0.00	
Other Mines		2.43	2.49	-2.41	14.58	14.00	4.14
Big Plus Mines		**2.43**	**2.49**	**-2.41**	**14.58**	**14.00**	**4.14**
Rest of Mines		4.66	4.19	11.22	32.08	25.68	24.92
Total BCCL		**7.09**	**6.68**	**6.14**	**46.66**	**39.68**	**17.59**

Table 2.2.2 (C) Total OBR BCCL

Mine	Type	OBR during September			OBR during the year		
		FY 23	FY 22	Growth(%)	FY 23	FY 22	Growth(%)
NTST	Others	0.93	0.75	24.00	5.17	5.02	2.99
AKWMC	Others	0.75	1.21	-38.02	4.30	5.66	-24.03
BOCP	Others	0.81	0.63	28.57	5.23	4.02	30.10
AMP	Others	0.19	0.00		0.98	0.31	216.13
KOCP	Others	0.75	0.80	-6.25	4.13	4.54	-9.03
BASANTIM	Others	0.09	0.18	-50.00	0.92	1.17	-21.37
Big Mines		0.00	0.00		0.00	0.00	
Other Mines		3.52	3.57	-1.40	20.69	20.72	-0.14
Big Plus Mines		**3.52**	**3.57**	**-1.40**	**20.69**	**20.72**	**-0.14**
Rest of Mines		5.16	4.46	15.70	34.51	27.56	25.22
Total BCCL		**8.68**	**8.03**	**8.09**	**55.20**	**48.28**	**14.33**

Table 2.2.3 (A) Departmental OBR CCL *All Figurds in MM3*

Mine	Type	OBR during September			OBR during the year		
		FY 23	FY 22	Growth(%) M-	FY 23	FY 22	Growth(%)
AMRAPALI	Big	0.00	0.00		0.00	0.00	
MAGADH	Big	0.00	0.00		0.00	0.00	
ASHOKA	Big	0.06	0.09	-33.33	0.51	0.84	-39.29
AKK	Big	0.11	0.12	-8.33	0.67	0.86	-22.09
NORTH URIMARI	Others	0.13	0.10	30.00	0.82	0.73	12.33
AAD	Others	0.13	0.13		0.96	0.72	33.33
KARO - I	Others	0.00	0.00		0.00	0.00	
TAPIN	Others	0.04	0.03	33.33	0.34	0.35	-2.86
PURNADIH	Others	0.12	0.12		0.87	0.73	19.18
Big Mines		0.17	0.21	-19.05	1.18	1.70	-30.59
Other Mines		0.42	0.38	10.53	2.99	2.53	18.18
Big Plus Mines		**0.59**	**0.59**		**4.17**	**4.23**	**-1.42**
Rest of Mines		1.46	1.52	-3.95	9.62	9.59	0.31
Total CCL		**2.05**	**2.11**	**-2.84**	**13.79**	**13.82**	**-0.22**

Table 2.2.3 (B) Contractual OBR CCL

Mine	Type	OBR during September			OBR during the year		
		FY 23	FY 22	Growth(%) M-	FY 23	FY 22	Growth(%)
AMRAPALI	Big	1.24	0.98	26.53	9.11	7.06	29.04
MAGADH	Big	0.88	1.00	-12.00	6.72	6.41	4.84
ASHOKA	Big	0.55	0.76	-27.63	3.42	7.17	-52.30
AKK	Big	0.50	0.43	16.28	3.47	2.58	34.50
NORTH URIMARI	Others	0.58	0.38	52.63	4.11	1.94	111.86
AAD	Others	0.28	0.00		1.50	0.27	455.56
KARO - I	Others	0.08	0.13	-38.46	0.53	0.61	-13.11
TAPIN	Others	0.36	0.28	28.57	2.88	2.14	34.58
PURNADIH	Others	0.00	0.00		0.00	0.00	
Big Mines		3.17	3.17		22.72	23.22	-2.15
Other Mines		1.30	0.79	64.56	9.02	4.96	81.85
Big Plus Mines		**4.47**	**3.96**	**12.88**	**31.74**	**28.18**	**12.63**
Rest of Mines		0.93	0.65	43.08	7.69	3.03	153.80
Total CCL		**5.40**	**4.61**	**17.14**	**39.43**	**31.21**	**26.34**

Table 2.2.3 (C) Total OBR CCL

Mine	Type	OBR during September			OBR during the year		
		FY 23	FY 22	Growth(%) M-	FY 23	FY 22	Growth(%)
AMRAPALI	Big	1.24	0.98	26.53	9.11	7.06	29.04
MAGADH	Big	0.88	1.00	-12.00	6.72	6.41	4.84
ASHOKA	Big	0.61	0.85	-28.24	3.93	8.01	-50.94
AKK	Big	0.61	0.55	10.91	4.14	3.44	20.35
NORTH URIMARI	Others	0.71	0.48	47.92	4.93	2.67	84.64
AAD	Others	0.41	0.13	215.38	2.46	0.99	148.48
KARO - I	Others	0.08	0.13	-38.46	0.53	0.61	-13.11
TAPIN	Others	0.40	0.31	29.03	3.22	2.49	29.32
PURNADIH	Others	0.12	0.12	0.00	0.87	0.73	19.18
Big Mines		3.34	3.38	-1.18	23.90	24.91	-4.05
Other Mines		1.72	1.16	48.28	12.01	7.49	60.35
Big Plus Mines		**5.06**	**4.54**	**11.45**	**35.91**	**32.40**	**10.83**
Rest of Mines		2.39	2.19	9.13	17.31	12.64	36.95
Total CCL		**7.45**	**6.73**	**10.70**	**53.22**	**45.04**	**18.16**

Table 2.2. 4 (A) Departmental OBR NCL *All Figurds in MM3*

Mine	Type	OBR during September			OBR during the year		
		FY 23	FY 22	Growth(%)	FY 23	FY 22	Growth(%)
JAYANT	Big	1.22	1.13	7.96	6.94	5.78	20.12
DUDHICHUA	Big	1.52	1.08	40.74	8.68	7.10	22.24
NIGAHI	Big	1.31	1.06	23.58	7.80	7.51	3.79
AMLOHRI	Big	1.08	1.06	1.89	6.29	7.36	-14.58
KHADIA	Big	1.01	0.70	44.29	5.39	4.90	10.06
BINA	Big	0.60	0.48	25.00	3.16	2.89	9.34
KRISHNASHILA	Big	0.06	0.04	50.00	0.29	0.27	7.78
BLOCK - B	Big	0.00	0.00		0.00	0.00	
JHINGURDA	Others	0.10	0.16	-37.50	0.54	0.87	-37.47
KAKARI	Others	0.39	0.31	25.81	2.21	1.94	13.81
Big Mines		7.63	5.55	37.48	39.178	35.81	9.41
Other Mines		0.49	0.47	4.26	2.75	2.81	-2.06
Big Plus Mines		**8.12**	**6.02**	**34.88**	**41.93**	**38.62**	**8.57**
Rest of Mines		0.00	0.00		0.00	0.00	
Total NCL		**8.12**	**6.02**	**34.88**	**41.93**	**38.62**	**8.57**

Table 2.2.4 (B) Contractual OBR NCL

Mine	Type	OBR during September			OBR during the year		
		FY 23	FY 22	Growth(%)	FY 23	FY 22	Growth(%)
JAYANT	Big	3.49	1.92	81.77	24.00	16.04	49.63
DUDHICHUA	Big	3.65	2.91	25.43	23.95	16.39	46.13
NIGAHI	Big	5.76	2.90	98.62	28.61	20.12	42.20
AMLOHRI	Big	4.51	2.89	56.06	25.62	16.79	52.59
KHADIA	Big	2.57	3.50	-26.57	17.87	18.41	-2.93
BINA	Big	3.49	2.99	16.72	22.43	16.70	34.31
KRISHNASHILA	Big	1.36	0.85	60.00	9.86	5.69	73.29
BLOCK - B	Big	1.48	1.53	-3.52	8.45	8.83	-4.30
JHINGURDA	Others	0.84	0.00		6.03	0.00	
KAKARI	Others	0.00	0.00		0.00	0.00	
Big Mines		26.49	19.48	35.96	160.79	118.97	35.15
Other Mines		0.84	0.00		5.73	0.00	
Big Plus Mines		**27.33**	**19.48**	**40.27**	**166.52**	**118.97**	**39.97**
Rest of Mines		0.00	0.00		0.00	0.00	
Total NCL		**27.33**	**19.48**	**40.30**	**166.52**	**118.97**	**39.97**

Table 2.2.4 (C) Total OBR NCL

Mine	Type	OBR during September			OBR during the year		
		FY 23	FY 22	Growth(%)	FY 23	FY 22	Growth Y-o-Y
JAYANT	Big	4.71	3.05	54.43	30.94	21.82	41.81
DUDHICHUA	Big	5.17	3.99	29.57	32.63	23.49	38.91
NIGAHI	Big	7.07	3.96	78.54	36.41	27.63	31.76
AMLOHRI	Big	5.59	3.95	41.52	31.91	24.15	32.12
KHADIA	Big	3.58	4.20	-14.76	23.26	23.31	-0.20
BINA	Big	4.09	3.47	17.87	25.59	19.59	30.63
KRISHNASHILA	Big	1.42	0.89	59.55	10.15	5.96	70.32
BLOCK - B	Big	1.48	1.53	-3.52	8.45	8.83	-4.30
JHINGURDA	Others	0.94	0.16	487.50	6.57	0.87	655.63
KAKARI	Others	0.39	0.31	25.81	2.21	1.94	13.81
Big Mines		34.12	25.03	36.29	199.66	154.78	28.99
Other Mines		1.33	0.47	182.98	8.78	2.81	212.53
Big Plus Mines		**35.45**	**25.50**	**39.00**	**208.44**	**157.59**	**32.27**
Rest of Mines		0.00	0.00		0.00	0.00	
Total NCL		**35.45**	**25.50**	**39.02**	**208.44**	**157.59**	**32.27**

Table 2.2.5 (A) Departmental OBR WCL							*All Figurds in MM3*
Mine	**Type**	**OBR during September**			**OBR during the year**		
		FY 23	**FY 22**	**Growth(%)**	**FY 23**	**FY 22**	**Growth(%)**
PENGANGA	Big	0.03	0.06	-50.00	0.21	0.34	-38.24
MUNGOLI	Big	0.23	0.28	-17.86	0.98	1.54	-36.36
NILJAI DEEP	Big	0.00	0.03	-100.00	0.21	0.39	-46.15
MAKARDHOKRA-I	Big	0.00	0.00		0.00	0.00	
GONDEGAON	Others	0.29	0.13	123.08	1.71	1.08	58.33
PAONI II	Others	0.00	0.00		0.00	0.00	
MAKARDHOKRA-III /	Others	0.00	0.00		0.00	0.00	
AMALG. YEKONA I &	Others	0.00	0.00		0.00	0.00	
AMALGAMATED	Others	0.08	0.10	-20.00	0.69	0.52	32.69
NEW MAJRI II (A)	Others	0.01	0.02	-50.00	0.12	0.12	
NEW MAJRI UG TO OC	Others	0.05	0.07	-28.57	0.42	0.67	-37.31
GOKUL	Others	0.00	0.00		0.00	0.00	
DURGAPUR	Others	0.31	0.15	106.67	2.01	1.33	51.13
UKNI DEEP	Others	0.18	0.14	28.57	0.54	0.91	-40.66
SASTI OC	Others	0.13	0.25	-48.00	0.96	1.78	-46.07
UMRER EXPN	Others	0.24	0.28	-14.29	1.57	1.88	-16.49
KOLARPIMPRI	Others	0.00	0.00		0.00	0.00	
Big Mines		0.26	0.37	-29.73	1.40	2.27	-38.33
Other Mines		1.29	1.14	13.16	8.02	8.29	-3.26
Big Plus Mines		**1.55**	**1.51**	**2.65**	**9.42**	**10.56**	**-10.80**
Rest of Mines		0.55	0.58	-5.17	3.36	5.50	-38.91
Total WCL		**2.10**	**2.09**	**0.48**	**12.78**	**16.06**	**-20.42**

Table 2.2.5 (B) Contractual OBR WCL							
Mine	**Type**	**OBR during September**			**OBR during the year**		
		FY 23	**FY 22**	**Growth(%)**	**FY 23**	**FY 22**	**Growth(%)**
PENGANGA	Big	0.84	1.37	-38.69	4.91	8.55	-42.57
MUNGOLI	Big	0.80	0.69	15.94	3.30	6.27	-47.37
NILJAI DEEP	Big	2.17	2.08	4.33	11.99	12.57	-4.61
MAKARDHOKRA-I	Big	1.10	0.81	35.80	7.78	7.44	4.57
GONDEGAON	Others	0.39	0.09	333.33	2.64	1.01	161.39
PAONI II	Others	0.57	0.86	-33.72	8.00	7.73	3.49
MAKARDHOKRA-III /	Others	0.95	0.28	239.29	3.48	3.67	-5.18
AMALG. YEKONA I &	Others	0.96	0.43	123.26	6.94	2.77	150.54
AMALGAMATED	Others	0.51	0.00		3.45	0.69	400.00
NEW MAJRI II (A)	Others	1.20	0.99	21.21	8.53	9.51	-10.30
NEW MAJRI UG TO OC	Others	0.63	0.15	320.00	2.20	0.67	228.36
GOKUL	Others	0.65	0.62	4.84	4.47	4.89	-8.59
DURGAPUR	Others	0.09	0.57	-84.21	0.55	4.10	-86.59
UKNI DEEP	Others	0.59	0.43	37.21	1.37	3.74	-63.37
SASTI OC	Others	0.42	0.00		4.85	0.16	2931.25
UMRER EXPN	Others	0.00	0.00		0.00	0.00	
KOLARPIMPRI	Others	0.76	0.00		6.66	0.73	812.33
Big Mines		4.91	4.95	-0.81	27.98	34.83	-19.67
Other Mines		7.72	4.42	74.66	53.14	39.67	33.96
Big Plus Mines		**12.63**	**9.37**	**34.79**	**81.12**	**74.5**	**8.89**
Rest of Mines		2.06	1.71	20.47	19.39	20.05	-3.29
Total WCL		**14.69**	**11.08**	**32.58**	**100.51**	**94.55**	**6.30**

Table 2.2.5 (C) Total OBR WCL

Mine	Type	OBR during September			OBR during the year		
		FY 23	FY 22	Growth(%)	FY 23	FY 22	Growth(%)
PENGANGA	Big	0.87	1.43	-39.16	5.12	8.89	-42.41
MUNGOLI	Big	1.03	0.97	6.19	4.28	7.81	-45.20
NILJAI DEEP	Big	2.17	2.08	4.33	12.20	12.96	-5.86
MAKARDHOKRA-I	Big	1.10	0.91	20.88	7.78	7.44	4.57
GONDEGAON	Others	0.68	0.11	518.18	4.35	2.09	108.13
PAONI II	Others	0.57	0.93	-38.71	8.00	7.73	3.49
MAKARDHOKRA-III /	Others	0.95	0.28	239.29	3.48	3.67	-5.18
AMALG. YEKONA I &	Others	0.96	0.58	65.52	6.94	2.77	150.54
AMALGAMATED	Others	0.59	0.14	321.43	4.14	1.21	242.15
NEW MAJRI II (A)	Others	1.21	1.24	-2.42	8.65	9.63	-10.18
NEW MAJRI UG TO OC	Others	0.68	0.43	58.14	2.62	1.34	95.52
GOKUL	Others	0.65	0.62	4.84	4.47	4.89	-8.59
DURGAPUR	Others	0.40	0.94	-57.45	2.56	5.43	-52.85
UKNI DEEP	Others	0.77	1.57	-50.96	1.91	4.65	-58.92
SASTI OC	Others	0.55	1.51	-63.58	5.81	1.94	199.48
UMRER EXPN	Others	0.24	0.58	-58.62	1.57	1.88	-16.49
KOLARPIMPRI	Others	0.76	2.09	-63.64	6.66	0.73	812.33
Big Mines		5.17	5.30	-2.45	29.38	37.11	-20.83
Other Mines		9.01	5.55	62.34	61.17	47.94	27.60
Big Plus Mines		**14.18**	**10.85**	**30.69**	**90.55**	**85.05**	**6.47**
Rest of Mines		2.61	2.32	12.50	22.74	25.57	-11.07
Total WCL		**16.79**	**13.17**	**27.49**	**113.29**	**110.62**	**2.41**

Table 2.2.6 (A) Departmental OBR SECL							*All Figurds in MM3*
Mine	**Type**	**OBR during September**			**OBR during the year**		
		FY 23	**FY 22**	**Growth(%)**	**FY 23**	**FY 22**	**Growth(%)**
GEVRA OC	Big	2.35	2.06	14.08	15.15	14.48	4.63
KUSMUNDA	Big	1.70	0.84	102.38	10.63	9.08	17.07
DIPKA	Big	0.75	0.90	-16.67	4.65	5.39	-13.73
MANIKPUR	Big	0.00	0.00		0.05	0.04	25.00
GARE PELMA	Big	0.00	0.00		0.00	0.00	
BAROUD	Others	0.00	0.00		0.00	0.00	
CHHAL OC	Others	0.00	0.00		0.00	0.00	
JAMPALI	Others	0.00	0.00		0.00	0.00	
AMADAND	Others	0.00	0.03	-100.00	0.22	0.35	-37.14
JAGANNATHP	Others	0.00	0.00		0.00	0.00	
BIJARI	Others	0.00	0.00		0.00	0.00	
CHURCHA RO	Others	0.00	0.00		0.00	0.00	
CHIRIMIRI	Others	1.03	0.11	836.36	1.79	0.65	175.38
DHANPURI	Others	0.14	0.15	-6.67	1.20	1.29	-6.98
KANCHAN OC	Others	0.00	0.00		0.00	0.00	
Big Mines		4.80	3.80	26.32	30.48	28.99	5.14
Other Mines		0.43	0.29	48.28	2.03	2.29	-11.35
Big Plus Mines		**5.23**	**4.09**	**27.87**	**32.51**	**31.28**	**3.93**
Rest of Mines		0.00	0.12	-100.00	0.00	0.66	-100.00
Total SECL		**5.23**	**4.21**	**24.23**	**32.51**	**31.94**	**1.78**

Table 2.2.6 (B) Contractual OBR SECL							
Mine	**Type**	**OBR during September**			**OBR during the year**		
		FY 23	**FY 22**	**Growth(%)**	**FY 23**	**FY 22**	**Growth(%)**
GEVRA OC	Big	2.61	0.96	171.88	16.54	7.35	125.03
KUSMUNDA	Big	2.39	0.65	267.69	13.83	6.04	128.97
DIPKA	Big	0.70	0.67	4.48	2.85	3.88	-26.55
MANIKPUR	Big	0.69	0.77	-10.39	6.27	5.71	9.81
GARE PELMA	Big	0.16	0.10	60.00	1.53	2.65	-42.26
BAROUD	Others	0.57	0.31	83.87	2.74	2.65	3.40
CHHAL OC	Others	0.19	0.46	-58.70	2.49	3.12	-20.19
JAMPALI	Others	0.24	0.66	-63.64	3.98	4.58	-13.10
AMADAND	Others	0.00	0.18	-100.00	1.34	1.69	-20.71
JAGANNATHP	Others	0.91	0.76	19.74	6.14	4.00	53.50
BIJARI	Others	0.01	0.10	-90.00	0.47	0.84	-44.05
CHURCHA RO	Others	0.00	0.00		0.00	0.00	
CHIRIMIRI	Others	0.00	0.00		0.00	0.13	-100.00
DHANPURI	Others	0.00	0.00		0.00	0.00	
KANCHAN OC	Others	0.36	0.29	24.14	5.52	1.59	247.17
Big Mines		6.55	3.15	107.94	41.02	25.63	60.05
Other Mines		2.28	2.76	-17.39	22.68	18.60	21.94
Big Plus Mines		**8.83**	**5.91**	**49.41**	**63.70**	**44.23**	**44.02**
Rest of Mines		1.95	0.53	267.92	9.12	5.15	77.09
Total SECL		**10.78**	**6.44**	**67.39**	**72.82**	**49.38**	**47.47**

Table 2.2.6 (C) Total OBR SECL

Mine	Type	OBR during September			OBR during the year		
		FY 23	FY 22	Growth(%)	FY 23	FY 22	Growth(%)
GEVRA OC	Big	4.96	3.02	64.24	31.69	21.83	45.17
KUSMUNDA	Big	4.09	1.49	174.50	24.46	15.12	61.77
DIPKA	Big	1.45	1.57	-7.64	7.50	9.27	-19.09
MANIKPUR	Big	0.69	0.77	-10.39	6.32	5.75	9.91
GARE PELMA	Big	0.16	0.10	60.00	1.53	2.65	-42.26
BAROUD	Others	0.57	0.31	83.87	2.74	2.65	3.40
CHHAL OC	Others	0.19	0.46	-58.70	2.49	3.12	-20.19
JAMPALI	Others	0.24	0.66	-63.64	3.98	4.58	-13.10
AMADAND	Others	0.00	0.21	-100.00	1.56	2.04	-23.53
JAGANNATHP	Others	0.91	0.76	19.74	6.14	4.00	53.50
BIJARI	Others	0.01	0.10	-90.00	0.47	0.84	-44.05
CHURCHA RO	Others	0.00	0.00		0.00	0.00	
CHIRIMIRI	Others	1.03	0.11	836.36	1.79	0.78	129.49
DHANPURI	Others	0.14	0.15	-6.67	1.20	1.29	-6.98
KANCHAN OC	Others	0.36	0.29	24.14	5.52	1.59	247.17
Big Mines		11.35	6.94	63.54	71.50	54.62	30.90
Other Mines		3.45	3.03	13.86	25.89	20.88	23.99
Big Plus Mines		**14.80**	**9.97**	**48.45**	**97.39**	**75.49**	**29.01**
Rest of Mines		1.21	0.68	77.94	7.93	5.83	36.02
Total SECL		**16.01**	**10.65**	**50.33**	**105.32**	**81.32**	**29.51**

Table 2.2.7 (A) Departmental OBR MCL *All Figurds in MM3*

Mine	Type	OBR during September			OBR during the year		
		FY 23	FY 22	Growth(%)	FY 23	FY 22	Growth(%)
Bhubaneswari	Big	0.00	0.00		0.00	0.00	
Lakhanpur	Big	0.36	0.23	56.52	2.05	1.81	13.26
Bharatpur	Big	0.13	0.13	0.00	0.79	1.18	-33.05
Lingaraj OCP	Big	0.11	0.11	0.00	0.84	0.79	6.33
Samaleswari	Big	0.03	0.14	-78.57	0.23	0.70	-67.14
Kulda	Big	0.00	0.00		0.00	0.00	
Kaniha Ocp/Area	Big	0.00	0.00		0.00	0.00	
Hingula	Big	0.00	0.00		0.17	0.10	70.00
Ananta	Big	0.15	0.13	15.38	0.79	0.92	-14.13
Jagannath	Big	0.17	0.16	6.25	0.85	0.79	7.59
Belpahar	Big	0.01	0.10	-90.00	0.07	0.68	-89.71
Lajkura	Big	0.11	0.10	10.00	0.63	0.60	5.00
Balram	Big	0.00	0.07		0.40	0.44	-9.09
Garjanbahal	Big	0.17	0.13	30.77	1.14	0.89	28.09
Big Mines		1.4	1.31	9.16	7.90	8.9	-11.53
Other Mines		0.00	0.00		0.00	0.00	
Big Plus Mines		**1.43**	**1.31**	9.16	**7.90**	**8.93**	**-11.53**
Rest of Mines		0.00	0.00		0.00	0.00	
Total MCL		**1.43**	**1.31**	**9.16**	**7.90**	**8.93**	**-11.53**

Table 2.2.7 (B) Contractual OBR MCL

Mine	Type	OBR during September			OBR during the year		
		FY 23	FY 22	Growth(%)	FY 23	FY 22	Growth(%)
Bhubaneswari	Big	1.00	1.03	-2.91	4.04	7.09	-43.02
Lakhanpur	Big	3.93	2.54	54.72	14.40	14.41	-0.07
Bharatpur	Big	0.81	0.68	19.12	4.02	4.52	-11.06
Lingaraj OCP	Big	1.21	1.00	21.00	7.82	4.23	84.87
Samaleswari	Big	1.11	0.59	88.14	5.05	3.80	32.89
Kulda	Big	0.96	1.21	-20.66	6.73	7.81	-13.83
Kaniha Ocp/Area	Big	0.71	0.40	77.50	3.29	3.24	1.54
Hingula	Big	1.17	1.68	-30.36	6.19	9.33	-33.65
Ananta	Big	2.42	1.71	41.52	14.11	9.94	41.95
Jagannath	Big	0.38	0.28	35.71	2.98	1.79	66.48
Belpahar	Big	0.00	0.38	-100.00	1.52	0.66	130.30
Lajkura	Big	0.77	0.82	-6.10	4.92	4.67	5.35
Balram	Big	1.21	0.97	24.74	6.56	6.72	-2.38
Garjanbahal	Big	0.80	0.48	66.67	4.78	2.85	67.72
Big Mines		16.33	13.77	18.59	85.52	81.1	5.46
Other Mines		0.00	0.00		0.00	0.00	
Big Plus Mines		**16.33**	**13.77**	**18.59**	**85.52**	**81.09**	**5.46**
Rest of Mines		0.00	0.00		0.00	0.00	
Total MCL		**16.33**	**13.77**	**18.59**	**85.52**	**81.09**	**5.46**

Table 2.2.7 (C) Total OBR MCL

Mine	Type	OBR during September			OBR during the year		
		FY 23	FY 22	Growth(%)	FY 23	FY 22	Growth(%)
Bhubaneswari	Big	1.00	1.03	-2.91	4.04	7.09	-43.02
Lakhanpur	Big	4.29	2.77	54.87	16.45	16.22	1.42
Bharatpur	Big	0.94	0.81	16.05	4.81	5.70	-15.61
Lingaraj OCP	Big	1.32	1.11	18.92	8.66	5.02	72.51
Samaleswari	Big	1.14	0.73	56.16	5.28	4.50	17.33
Kulda	Big	0.96	1.21	-20.66	6.73	7.81	-13.83
Kaniha Ocp/Area	Big	0.71	0.40	77.50	3.29	3.24	1.54
Hingula	Big	1.17	1.68	-30.36	6.37	9.43	-32.45
Ananta	Big	2.57	1.84	39.67	14.90	10.86	37.20
Jagannath	Big	0.55	0.44	25.00	3.84	2.58	48.84
Belpahar	Big	0.01	0.48	-97.92	1.59	1.34	18.66
Lajkura	Big	0.88	0.92	-4.35	5.55	5.27	5.31
Balram	Big	1.21	1.04	16.35	6.96	7.16	-2.79
Garjanbahal	Big	0.97	0.61	59.02	5.92	3.74	58.29
Big Mines		17.91	15.09	18.69	93.42	90.02	3.78
Other Mines		0.00	0.00		0.00	0.00	
Big Plus Mines		**17.91**	**15.09**	**18.69**	**93.42**	**90.02**	**3.78**
Rest of Mines		0.00	0.00		0.00	0.00	
Total MCL		**17.77**	**15.08**	**17.84**	**93.42**	**90.02**	**3.78**

Table 2.2.8: OBR SCCL *All Figures in MM3*

Mine	Type	OBR during September			OBR during the year		
		FY 23	FY 22	Growth(%) M-o-M	FY 23	FY 22	Growth(%) Y-o-Y
PKOC	Big	4.66	3.07	51.87	25.30	19.90	27.10
RG OC III Extn.	Big	3.69	3.57	3.44	21.95	22.92	-4.24
JVR OCII	Big	3.11	2.55	21.90	19.34	15.29	26.45
Ramagundam OCI Exp. Ph II	Big	1.20	0.71	69.58	4.79	6.33	-24.25
Gouthamkhani OC	Others	0.10	0.14	-28.49	0.50	0.55	-9.18
JVR OCI Exp.	Others	0.00	0.00		0.00	0.00	
Koyagudem OC II	Others	0.99	1.12	-11.57	5.90	6.79	-13.15
Jawaharkhani 5 OC	Others	0.39	0.27	43.17	1.99	3.12	-36.06
Srirampur OC II	Others	1.22	2.06	-40.54	9.14	11.95	-23.56
Khairagura OC	Others	0.84	0.64	29.80	10.99	8.13	35.18
Total Big Mines		12.66	9.89	27.93	71.38	64.45	10.75
Total Other Mines		3.54	4.23	-16.36	28.51	30.54	-6.63
Total Big Plus Mines		**16.20**	**14.12**	**14.66**	**99.90**	**94.99**	**5.17**
Rest of Mines		12.27	9.32	31.67	75.84	69.74	8.74
Total SCCL		**28.47**	**23.44**	**21.43**	**175.74**	**164.73**	**6.68**

Exploration

Table - 1 : PERFORMANCE REPORT

Performance of CMPDI for the month of Sept., 2022 and progressive upto Sept., 2022 (2022-23) (PROVISIONAL)

ITEM	PROPOSED TARGET 2022-23	Current Month Sept., 2022			Achievement in correspond. month of prev. year 2021-22	Growth over correspond. month of 2021-22		Cumulative Achievement upto Sept., 2022 (2022-23)			Cumulative Achiev. upto correspond. period of prev. year 2021-22	Growth over correspond. period of 2021-22	
		Target	Actual	%age ach.		Abs	%age	Target	Actual	%age ach.		Abs	%age
DRILLING													
1. DRILLING BY CMPDI (DEPARTMENTAL) (in metre)	**445000**	**28500**	**22649**	**79%**	**29033**	**-6383**	**-22%**	**180900**	**152188**	**84%**	**150201**	**1988**	**1%**
DRILLING THROUGH OTHER AGENCIES													
2. DRILLING BY STATE GOVT.	2000	150	0	0%	0	0	-	900	616	68%	318	298	94%
3. OUTSOURCING THROUGH MOU (CIL/Non-CIL/Consultancy/NMET Blocks) (in metre)	13000	1000	8081	808%	4564	3517	77%	6000	28937	482%	49940	-21003	-42%
4. OUTSOURCING THROUGH TENDERING (CIL/Non-CIL/Captive/Promotional/NMET Blocks) (in metre)	190000	14700	5994	41%	20660	-14666	-71%	97600	51915	53%	129346	-77432	-60%
TOTAL OUTSOURCING (in metre)	**205000**	**15850**	**14075**	**89%**	**25224**	**-11149**	**-44%**	**104500**	**81467**	**78%**	**179604**	**-98137**	**-55%**
TOTAL DRILLING (in metre)	**650000**	**44350**	**36724**	**83%**	**54257**	**-17533**	**-32%**	**285400**	**233656**	**82%**	**329805**	**-96150**	**-29%**

2D/3D SEISMIC SURVEY

(Fig. in nos. Prov.)

ITEM	PROPOSED TARGET 2022-23	Current Month Sept., 2022			Cum. Ach. upto Sept., 2022 (2022-23)		
		Target	Actual	% age Ach.	Target	Actual	% age Ach.
Departmental (in Line km)	100	0	0.00	-	30	69.66	232%
Outsourcing (in Line km)	775	0	0.00	-	215	5.83	3%
Total (in Line km)	875	0	0.00	-	245	75.49	31%

REPORT PREPARATION:

(Fig. in nos. Prov.)

		ACTUAL SEP.'2022	ACTUAL 2022-23 (till SEP.'22)	UNDER PREPA-RATION
1. GEOLOGICAL REPORTS		3	13	23
2. OTHER REPORTS (incl. PR, EMP, etc.)		14	150	130
Total		**17**	**163**	**153**

MANPOWER:

Manpower as on	01.04.2022	01.10.2022	01.09.2022	Reduction from 01.04.2022
	2948	**2915**	**2923**	**33**

Performance of Coal PSUs

Summary of Performance of Coal Companies **Month Sep '2022**

Table 4.1: Production Status

(i) Underground Production *All figures in MT*

Subs	During September 2022			September'2021	Upto		Growth(%)	
	Target	Actual	Achievement		September'2022	September'2021	M-O-M	Y-O-Y
ECL	0.86	0.78	90.91	0.77	4.46	4.61	1.30	-3.25
BCCL	0.07	0.02	32.84	0.08	0.39	0.46	-72.84	-15.22
CCL	0.06	0.06	110.34	0.07	0.43	0.34	-5.88	26.47
NCL								
WCL	0.28	0.22	78.87	0.25	1.39	1.45	-8.57	-4.14
SECL	0.91	0.96	105.93	0.96	5.56	5.75	0.52	-3.30
MCL	0.03	0.03	110.71	0.04	0.18	0.25	-22.50	-28.00
CIL	**2.205**	**2.085**	**94.558**	**2.163**	**12.410**	**12.850**	**-3.61**	**-3.42**
SCCL	0.72	0.54	74.62	0.47	3.08	2.921	15.70	5.31
Total	**2.93**	**2.62**	**89.64**	**2.63**	**15.49**	**15.77**	**-0.19**	**-1.81**

(iia) Open Cast Production- Departmental *All figures in MT*

Subs	During September 2022			September'2021	Upto		Growth(%)	
	Target	Actual	Achievement		September'2022	September'2021	M-O-M	Y-O-Y
ECL	0.43	0.38	88.37	0.28	3.07	2.42	35.71	26.86
BCCL	0.74	0.70	94.59	0.54	4.00	2.83	29.63	41.34
CCL	1.09	0.94	86.24	0.85	5.50	4.64	10.59	18.53
NCL	10.50	10.18	96.95	9.56	64.00	53.44	6.49	19.76
WCL	1.84	1.27	69.02	1.24	9.82	8.50	2.42	15.53
SECL	0.00	0.85		1.35	9.18	9.84	-37.04	-6.71
MCL	3.91	2.54	64.96	2.53	16.97	15.12	0.40	12.24
NEC								
CIL	**18.510**	**16.870**	**91.140**	**16.340**	**112.530**	**96.790**	**3.24**	**16.26**
SCCL	3.98	2.88	72.41	2.78	17.49	19.45	3.52	-10.08
Total	**22.49**	**19.75**	**87.83**	**19.12**	**130.02**	**116.24**	**3.28**	**11.86**

(iib) Open Cast Production - Contractual

All figures in MT

Subs	During September 2022			September'2021	Upto		Growth(%)	
	Target	Actual	Achievement		September'2022	September'2021	M-O-M	Y-O-Y
ECL	1.71	0.99	57.89	1.06	8.00	7.28	-6.60	9.89
BCCL	2.04	2.00	98.04	1.50	11.85	9.08	33.33	30.51
CCL	4.71	3.21	68.15	3.17	24.26	20.39	1.26	18.98
NCL								
WCL	2.07	1.36	65.70	1.05	10.02	8.52	29.52	17.61
SECL	11.09	7.35	66.28	5.71	48.70	39.53	28.72	23.20
MCL	10.61	11.80	111.22	9.66	71.13	55.38	22.15	28.44
NEC		0.01			0.08			
CIL	**32.23**	**26.71**	**82.88**	**22.15**	**174.04**	**140.18**	**20.59**	**24.15**
SCCL	0.00	1.51		1.30	8.67	7.58	16.44	14.36
Total	**32.23**	**28.22**	**87.56**	**23.45**	**182.71**	**147.76**	**20.36**	**23.65**

(ii) Open Cast Production

All figures in MT

Subs	During September 2022			September'2021	Upto		Growth(%)	
	Target	Actual	Achievement		September'2022	September'2021	M-O-M	Y-O-Y
ECL	2.14	1.37	64.02	1.34	11.07	9.70	2.24	14.12
BCCL	2.78	2.70	97.12	2.04	15.85	11.91	32.35	33.08
CCL	5.79	4.15	71.68	4.02	29.76	25.03	3.23	18.90
NCL	10.50	10.18	96.95	9.56	64.00	53.44	6.49	19.76
WCL	3.92	2.63	67.09	2.28	19.84	17.02	15.35	16.57
SECL	11.09	8.20	73.94	7.06	57.88	49.37	16.15	17.24
MCL	14.52	14.34	98.76	12.19	88.10	70.50	17.64	24.96
NEC	0.00	0.01		0.00	0.08	0.00		
CIL	**50.74**	**43.58**	**85.89**	**38.49**	**286.57**	**236.96**	**13.23**	**20.94**
SCCL	3.98	4.39	110.33	4.08	26.15	27.02	7.62	-3.23
Total	**54.72**	**47.97**	**87.67**	**42.57**	**312.72**	**263.98**	**12.69**	**18.46**

(iii) Total Coal Production

All figures in MT

Subs	During September 2022			September'2021	Upto		Growth(%)	
	Target	Actual	Achievement		September'2022	September'2021	M-O-M	Y-O-Y
ECL	3.00	2.15	71.71	2.11	15.53	14.31	1.90	8.53
BCCL	2.85	2.73	95.96	2.12	16.24	12.37	28.81	31.29
CCL	5.85	4.21	72.06	4.09	30.19	25.36	3.08	19.05
NCL	10.50	10.18	96.95	9.56	64.00	53.44	6.49	19.76
WCL	4.20	2.86	68.13	2.53	21.23	18.47	13.43	14.94
SECL	12.00	9.16	76.37	8.02	63.44	55.12	14.28	15.09
MCL	14.55	14.37	98.78	12.23	88.28	70.75	17.51	24.78
NEC	0.00	0.01		0.00	0.08	0.00		
CIL	**52.95**	**45.67**	**86.27**	**40.65**	**298.98**	**249.81**	**12.35**	**19.68**
SCCL	4.70	4.93	104.86	4.55	29.23	29.95	8.31	-2.39
Total	**57.65**	**50.60**	**87.79**	**45.20**	**328.21**	**279.76**	**11.96**	**17.32**

Table 4.1 (A): Coking Coal Production *In MT*

Subs	Production During September			Production Upto September		
	FY 22	FY 21	Growth (%) M-o-M	FY 22	FY 21	Growth(%) Y-o-Y
ECL	0.00	0.00	-100.00	0.00	0.01	-75.00
BCCL	2.60	2.02	28.81	15.14	11.61	30.42
CCL	1.22	0.97	25.44	7.64	6.28	21.68
WCL	0.01	0.01	-46.15	0.05	0.09	-43.53
SECL	0.02	0.02	23.53	0.12	0.11	10.28
CIL	**3.85**	**3.02**	**27.29**	**22.96**	**18.10**	**26.85**

Table 4.1 (BA) : Washed Coking Coal Production *In MT*

Subs	Production During September			Production Upto September		
	FY 22	FY 21	Growt (%) M-o-M	FY 22	FY 21	Growth(%) Y-o-Y
BCCL	0.11	0.11	6.67	0.72	0.60	21.27
CCL	0.05	0.04	51.43	0.25	0.13	101.59
CIL	**0.17**	**0.14**	**17.86**	**0.98**	**0.72**	**35.27**

Table 4.1 (BB) : Production of Middlings *In MT*

Subs	Production During September			Production Upto September		
	FY 22	FY 21	Growth (%) M-o-M	FY 22	FY 21	Growth(%) Y-o-Y
BCCL	0.20	0.12	71.19	1.10	0.91	21.21
CCL	0.05	0.05	-3.92	0.24	0.21	11.68
CIL	**0.25**	**0.17**	**48.52**	**1.34**	**1.12**	**19.40**

Table 4 : Subsidiary-wise HEMM Utilisation

(i) It may be observed that Dragline has been under-utilised in ECL and BCCL during September 2022.

(i) Dragline

Subs	No of Units	CMPDI Norms			Actual Status during September 2022 (in %)			Actual Status upto September 2022 (in %)		
		Available(%)	Utilised(%)	Utilisation to Availabilty %	Available (%)	Utilised (%)	Utilisation to Availabilty %	Available(%)	Utilised (%)	Utilisation to Availabilty %
ECL	1	85	73	86	88	65	75	92	77	84
BCCL	1	85	73	86	60	45	75	26	20	77
CCL										
NCL	23	85	73	86	87	80	93	82	74	90
WCL										
SECL	2	85	73	86	100	100	100	100	100	100
MCL										
SCCL										

ii It may be observed that Shovel has been under-utilised during September 2022.

(ii) Shovel

Subs	No of Units	CMPDI Norms			Actual Status during September 2022 (in %)			Actual Status upto September 2022 (in %)		
		Available(%)	Utilised(%)	Utilisation to Availabilty %	Available (%)	Utilised (%)	Utilisation to Availabilty %	Available(%)	Utilised (%)	Utilisation to Availabilty %
ECL	54	80	58	73	72	38	53	74	46	62
BCCL	95	80	58	73	79	44	56	82	46	56
CCL	109	80	58	73	84	47	56	83	49	59
NCL	99	80	58	73	72	44	61	75	44	60
WCL	131	80	58	73	78	30	38	80	33	41
SECL	70	80	58	73	72	35	49	71	37	52
MCL	77	80	58	73	83	21	25	79	20	25

iii It may be observed that Surface Miner has been under-utilised during September 2022.

(iii) Surface Miner

Subs	No of Units	CMPDI Norms			Actual Status during September 2022 (in %)			Actual Status upto September 2022 (in %)		
		Available(%)	Utilised(%)	Utilisation to Availabilty %	Available (%)	Utilised (%)	Utilisation to Availabilty %	Available(%)	Utilised (%)	Utilisation to Availabilty %
ECL										
BCCL										
CCL										
NCL	8	81	61	75	94	43	45	88	43	49
WCL										
SECL										
MCL	21	81	61	75	76	39	51	80	43	54

iv It may be observed that Dumper has been under-utilised during September 2022.

(iv) Dumper

Subs	No of Units	CMPDI Norms			Actual Status during September 2022 (in %)			Actual Status upto September 2022 (in %)		
		Available(%)	Utilised(%)	Utilisation to Availabilty %	Available (%)	Utilised (%)	Utilisation to Availabilty %	Available(%)	Utilised (%)	Utilisation to Availabilty %
ECL	228	67	50	75	81	24	29	81	32	39
BCCL	313	67	50	75	77	23	30	78	26	33
CCL	365	67	50	75	80	41	51	80	41	51
NCL	524	67	50	75	75	45	60	76	45	59
WCL	374	67	50	75	82	26	32	81	28	35
SECL	531	67	50	75	72	29	40	74	34	46
MCL	328	67	50	75	85	14	16	83	13	16

v It may be observed that Dozer has been under-utilised during September 2022.

(v) Dozer

Subs	No of Units	CMPDI Norms			Actual Status during September 2022 (in %)			Actual Status upto September 2022 (in %)		
		Available(%)	Utilised(%)	Utilisation to Availabilty %	Available (%)	Utilised (%)	Utilisation to Availabilty %	Available(%)	Utilised (%)	Utilisation to Availabilty %
ECL	80	70	45	64	70	18	26	70	21	30
BCCL	94	70	45	64	74	15	20	73	15	21
CCL	179	70	45	64	80	15	19	82	15	18
NCL	161	70	45	64	72	28	39	72	27	37
WCL	156	70	45	64	77	21	27	80	20	25
SECL	138	70	45	64	69	34	49	71	35	49
MCL	140	70	45	64	73	16	22	71	17	24

vi It may be observed that Drill has been under-utilised during September 2022.

(vi) Drill

Subs	No of Units	CMPDI Norms			Actual Status during September 2022 (in %)			Actual Status upto September 2022 (in %)		
		Available(%)	Utilised(%)	Utilisation to Availabilty %	Available (%)	Utilised (%)	Utilisation to Availabilty %	Available(%)	Utilised (%)	Utilisation to Availabilty %
ECL	48	78	40	51	80	13	16	79	16	21
BCCL	74	78	40	51	60	25	42	71	25	35
CCL	117	78	40	51	89	19	21	89	20	22
NCL	136	78	40	51	82	21	26	82	19	24
WCL	73	78	40	51	90	11	12	90	11	12
SECL	90	78	40	51	88	27	31	86	27	31
MCL	66	78	40	51	88	9	10	89	10	11

Table 4.3: OBR

(i) Departmental OBR

All figures in MM3

Subs	During September 2022				Upto		Growth (%)	
	Target	Actual	Achievement	Sep'2021	Sep'2022	Sep'2021	M-O-M	Y-O-Y
ECL	1.44	1.75	121.53	2.43	12.29	13.15	-27.98	-6.54
BCCL	1.63	1.59	97.55	1.35	8.53	8.60	17.78	-0.81
CCL	2.08	2.05	98.56	2.11	13.79	13.82	-2.84	-0.22
NCL	6.46	8.12	125.70	6.02	41.93	38.62	34.88	8.57
WCL	2.79	2.10	75.27	2.09	12.78	16.06	0.48	-20.42
SECL	7.95	5.23	65.79	4.21	32.51	31.94	24.23	1.78
MCL	3.65	1.43	39.18	1.31	7.90	8.93	9.16	-11.53
CIL	**25.99**	**22.27**	**85.69**	**19.52**	**129.73**	**131.12**	**14.09**	**-1.06**
SCCL	4.32	4.17	96.64	3.25	21.99	24.58	28.43	-10.52
Total	**30.31**	**26.44**	**87.25**	**22.77**	**151.72**	**155.70**	**16.14**	**-2.55**

(ii) Contractual OBR

Subs	During September 2022				Upto		Growth (%)	
	Target	Actual	Achievement	Sep'2021	Sep'2022	Sep'2021	M-O-M	Y-O-Y
ECL	8.06	6.26	77.67	6.23	45.28	40.19	0.48	12.66
BCCL	7.47	7.09	94.91	6.68	46.66	39.68	6.14	17.59
CCL	6.17	5.40	87.52	4.61	39.43	31.21	17.14	26.34
NCL	22.95	27.33	119.08	19.48	166.52	118.97	40.30	39.97
WCL	14.90	14.69	98.59	11.08	100.51	94.55	32.58	6.30
SECL	13.25	10.78	81.36	6.44	72.82	49.38	67.39	47.47
MCL	9.66	16.33	169.05	13.77	85.52	81.09	18.59	5.46
NEC		0.17			0.80	0.00		
CIL	**82.45**	**88.05**	**106.79**	**68.29**	**557.54**	**455.08**	**28.94**	**22.51**
SCCL	21.45	24.29	113.24	20.19	153.75	140.16	20.30	9.70
Total	**103.90**	**112.34**	**108.12**	**88.48**	**711.29**	**595.24**	**26.96**	**19.50**

(iii) Total OBR

All figures in MM3

Subs	During September 2022				Upto		Growth (%)	
	Target	Actual	Achievement	Sep'2021	Sep'2022	Sep'2021	M-O-M	Y-O-Y
ECL	9.50	8.01	84.32	8.66	57.57	53.34	-7.51	7.93
BCCL	9.10	8.68	95.38	8.03	55.20	48.28	8.09	14.33
CCL	8.25	7.45	90.30	6.73	53.22	45.04	10.70	18.16
NCL	29.41	35.45	120.54	25.50	208.44	157.59	39.02	32.27
WCL	17.69	16.79	94.91	13.17	113.29	110.62	27.49	2.41
SECL	21.20	16.01	75.52	10.65	105.32	81.32	50.33	29.51
MCL	13.30	17.77	133.61	15.08	93.42	90.02	17.84	3.78
NEC		0.17		0.00	0.80	0.00		
CIL	**108.44**	**110.32**	**101.73**	**87.81**	**687.26**	**586.19**	**25.63**	**17.24**
SCCL	25.77	28.47	110.46	23.44	175.74	164.73	21.43	6.68
Total	**134.21**	**138.79**	**103.41**	**111.25**	**863.00**	**750.92**	**24.75**	**14.92**

Table 4.5: Mode-wise Despatch Status

(i) Rail

All figures in MT

Subs	Sep'2022	Despatch Status			Growth(%)	
	Actual	Sep'2021	Upto Sep'2022	Upto Sep'2021	M-O-M	Y-O-Y
ECL	1.84	1.69	12.85	12.36	8.56	3.94
BCCL	1.84	2.00	12.43	12.15	-8.38	2.32
CCL	2.82	4.08	22.88	27.81	-31.05	-17.73
NCL	4.14	3.56	25.13	20.17	16.37	24.56
WCL	1.90	2.54	14.47	18.15	-25.23	-20.28
SECL	4.70	4.33	30.46	30.91	8.67	-1.45
MCL	9.24	9.24	59.63	54.99	0.02	8.43
NEC			0.00			
CIL	**26.47**	**27.45**	**177.84**	**176.54**	**-3.54**	**0.74**
SCCL	3.23	3.17	19.56	21.83	1.96	-10.40
Total	**29.70**	**30.61**	**197.39**	**198.37**	**-2.97**	**-0.49**

(ii) Road

Subs	Sep'2022	Despatch Status			Growth(%)	
	Actual	Sep'2021	Upto Sep'2022	Upto Sep'2021	M-O-M	Y-O-Y
ECL	0.24	0.21	1.70	1.70	15.71	0.18
BCCL	0.78	0.52	4.67	3.39	49.33	37.91
CCL	1.56	1.47	13.03	6.83	6.25	90.65
NCL	1.49	1.71	12.77	10.04	-12.84	27.12
WCL	1.54	1.46	12.08	9.62	5.48	25.59
SECL	3.58	3.70	26.88	25.77	-3.03	4.34
MCL	4.76	3.48	28.94	19.39	36.62	49.21
NEC			0.00			
CIL	**13.96**	**12.56**	**100.06**	**76.74**	**11.20**	**30.40**
SCCL	1.04	0.97	6.50	5.80	7.00	11.97
Total	**15.00**	**13.53**	**106.56**	**82.54**	**10.90**	**29.10**

(iii) MGR

Subs	Sep'2022	Despatch Status			Growth(%)	
	Actual	Sep'2021	Upto Sep'2022	Upto Sep'2021	M-O-M	Y-O-Y
ECL	0.22	0.67	2.15	4.48	-66.47	-51.97
BCCL	0.00	0.00	0.00	0.00		
CCL			0.00	0.00		
NCL	4.30	4.41	27.39	25.58	-2.43	7.09
WCL	0.00	0.00	0.00	0.18		-100.00
SECL	2.12	2.04	12.76	13.71	3.62	-6.94
MCL	0.95	0.99	5.98	6.48	-3.35	-7.70
NEC			0.00			
CIL	**7.59**	**8.10**	**48.28**	**50.42**	**-6.27**	**-4.24**
SCCL	0.45	0.41	3.16	3.39	9.54	-6.67
Total	**8.04**	**8.51**	**51.44**	**53.81**	**-5.51**	**-4.40**

(iv) Conveyor Belt

Subs	Sep'2022	Despatch Status			Growth(%)	
	Actual	Sep'2021	Upto Sep'2022	Upto Sep'2021	M-O-M	Y-O-Y
ECL	0.00	0.00	0.00	0.00		
BCCL	0.00	0.00	0.00	0.00		
CCL			0.00	0.00		
NCL	0.22	0.24	1.46	1.66	-7.85	-12.02
WCL	0.01	0.01	0.36	0.05	8.33	572.22
SECL	0.44	0.44	3.29	3.08	0.68	7.02
MCL	0.00	0.00	0.00	0.00		
NEC	0.00		0.00			
CIL	**0.68**	**0.69**	**5.11**	**4.79**	**-2.16**	**6.81**
SCCL	0.06	0.04	0.25	0.27	55.56	-7.35
Total	**0.74**	**0.73**	**5.36**	**5.06**	**0.68**	**6.05**

(iv) Total Despatch- All Modes

Subs	Sep'2022	Despatch Status			Growth(%)	
	Actual	Sep'2021	Upto Sep'2022	Upto Sep'2021	M-O-M	Y-O-Y
ECL	2.32	2.58	16.78	18.62	-10.08	-9.88
BCCL	2.64	2.52	17.12	15.55	4.76	10.10
CCL	4.38	5.09	35.83	33.72	-13.95	6.26
NCL	10.18	9.94	66.82	57.55	2.41	16.11
WCL	3.56	4.04	27.46	28.64	-11.80	-4.12
SECL	10.86	10.50	73.42	72.78	3.39	0.88
MCL	14.94	13.70	94.53	81.00	9.03	16.70
NEC	0.01	0.00	0.06	0.00		
CIL	**48.88**	**48.38**	**332.02**	**307.87**	**1.05**	**7.84**
SCCL	4.77	4.59	29.47	31.29	4.12	-5.82
Total	**53.65**	**52.97**	**361.49**	**339.16**	**1.27**	**6.58**

Table 4.6: Sector-wise Offtake

(i) Power Sector

Subs	Sep'2022	Despatch Status			Growth(%)	
	Actual	Sep'2021	Upto Sep'2022	Upto Sep'2021	M-O-M	Y-O-Y
ECL	1.92	2.39	13.45	15.68	-85.73	-14.24
BCCL	2.04	2.00	13.42	12.11	-84.81	10.77
CCL	3.79	4.08	30.99	27.81	-87.76	11.43
NCL	9.23	8.72	60.83	49.72	-84.83	22.34
WCL	3.22	3.63	25.01	24.33	-87.12	2.79
SECL	9.24	8.48	64.90	57.69	-85.76	12.50
MCL	11.93	10.65	75.13	56.53	-84.12	32.90
NEC			0.00			
CIL	**41.54**	**39.95**	**284.73**	**243.88**	**3.99**	**16.75**
SCCL	3.99	3.80	24.53	25.96	5.05	-5.51
Total	**45.53**	**43.74**	**309.26**	**269.84**	**4.09**	**14.61**

(ii) CPP

Subs	Sep'2022	Despatch Status			Growth(%)	
	Actual	Sep'2021	Upto Sep'2022	Upto Sep'2021	M-O-M	Y-O-Y
ECL	0.01	0.00	0.05	0.07		-35.62
BCCL	0.00	0.00	0.01	0.00		
CCL	0.17	0.12	0.66	0.89	37.10	-25.76
NCL	0.54	0.54	3.27	3.53		-7.43
WCL	0.09	0.05	0.67	0.53	93.48	27.51
SECL	0.31	0.44	1.57	4.23	-29.22	-62.90
MCL	1.10	2.82	7.77	10.67	-60.99	-27.19
NEC	0.00		0.00	0.00		
CIL	**2.30**	**3.96**	***15.27***	**19.92**	**-42.03**	**-23.37**
SCCL	0.14	0.19	1.10	1.51	-28.13	-26.86
Total	**2.43**	**4.15**	**16.37**	**21.43**	**-41.39**	**-23.62**

(ii) Steel Sector

Subs	Sep'2022	Despatch Status			Growth(%)	
	Actual	Sep'2021	Upto Sep'2022	Upto Sep'2021	M-O-M	Y-O-Y
ECL	0.02	0.00	0.15	0.11	275.00	39.81
BCCL	0.09	0.06	0.56	0.41	61.82	34.78
CCL	0.07	0.04	0.24	0.11	100.00	120.18
NCL			0.00			
WCL	0.00	0.00	0.00	0.00		
SECL	0.00	0.00	0.00	0.00		
MCL	0.00	0.00	0.00	0.00		
NEC	0.00		0.00	0.00		
CIL	**0.25**	**0.094**	**1.52**	**0.63**	**170.21**	**140.73**
SCCL						
Total	**0.25**	**0.09**	**1.52**	**0.63**	**170.21**	**140.73**

(iii) Cement Sector

Subs	Sep'2022	Despatch Status			Growth(%)	
	Actual	Sep'2021	Upto Sep'2022	Upto Sep'2021	M-O-M	Y-O-Y
ECL	0.02	0.00	0.10	0.03		182.35
BCCL	0.00	0.00	0.00	0.00		
CCL	0.00	0.00	0.00	0.01		-100.00
NCL	0.02	0.02	0.18	0.10	26.32	85.42
WCL	0.09	0.08	0.66	0.74	14.63	-10.48
SECL	0.15	0.06	0.71	0.76	154.24	-6.58
MCL	0.01	0.01	0.06	0.14	42.86	-59.03
NEC			0.00			
CIL	**0.29**	**0.17**	**1.61**	**1.99**	**75.45**	**-19.00**
SCCL	0.25	0.18	1.35	1.41	38.33	-4.18
Total	**0.54**	**0.35**	**2.96**	**3.40**	**56.20**	**-12.86**

(iv) Sponge Iron Sector

Subs	Sep'2022	Despatch Status			Growth(%)	
	Actual	Sep'2021	Upto Sep'2022	Upto Sep'2021	M-O-M	Y-O-Y
ECL	0.00	0.00	0.06	0.14	100.00	-57.78
BCCL	0.00	0.00	0.00	0.00		
CCL	0.07	0.05	0.37	0.37	48.94	-1.60
NCL	0.02	0.04	0.15	0.16	-45.71	-0.65
WCL	0.02	0.02	0.13	0.14	17.65	-7.14
SECL	0.38	0.19	1.95	1.68	96.89	15.80
MCL	0.11	0.17	0.72	1.00	-35.29	-28.04
NEC			0.00			
CIL	**0.60**	**0.46**	**3.45**	**3.49**	**29.81**	**-1.15**
SCCL	0.02	0.02	0.17	0.08	9.09	110.98
Total	**0.63**	**0.49**	**3.62**	**3.57**	**28.87**	**1.43**

(iv) Total Offtake-All Sectors

Subs	Sep'2022	Despatch Status			Growth(%)	
	Actual	Sep'2021	Upto Sep'2022	Upto Sep'2021	M-O-M	Y-O-Y
ECL	2.31	2.57	16.70	18.53	-10.28	-9.90
BCCL	2.62	2.53	17.10	15.53	3.56	10.08
CCL	4.38	5.56	35.91	34.65	-21.17	3.65
NCL	10.16	9.93	66.74	57.45	2.39	16.17
WCL	3.56	4.04	27.46	28.65	-11.80	-4.15
SECL	10.84	10.50	73.39	72.79	3.23	0.83
MCL	14.95	13.70	94.54	80.86	9.09	16.92
NEC	0.00	0.00	0.00	0.00		
CIL	**48.88**	**48.38**	**332.02**	**307.87**	**1.04**	**7.84**
SCCL	4.77	4.59	29.47	31.29	4.12	-5.82
Total	**53.65**	**52.97**	**361.49**	**339.16**	**1.29**	**6.58**

Table 4.7: Vendible Coal Stock *All Figures in MT*

Subs	Vendible Coal Stock as on different dates		Production of Coal Upto		Coal Stock in % of Production	
	Sep'30 2021	Sep'30 2022	Sep' 2021	Sep'2022	Sep' 2021	Sep'2022
ECL	1.99	1.38	14.31	15.53	13.91	8.89
BCCL	0.70	1.25	12.37	16.24	5.66	7.70
CCL	2.13	1.88	25.36	30.19	8.40	6.23
NCL	6.28	4.35	53.44	64.00	11.75	6.80
WCL	4.71	2.19	18.47	21.23	25.50	10.32
SECL	11.95	6.64	55.12	63.44	21.68	10.47
MCL	14.22	10.08	70.75	88.28	20.10	11.42
NEC		0.04		0.08		50.00
CIL	**41.97**	**27.80**	**249.81**	**298.98**	**16.80**	**9.30**
SCCL	3.43	4.11	29.95	29.23	11.45	14.08
Total	**45.40**	**31.91**	**279.76**	**328.21**	**16.23**	**9.72**

Performance of NLCIL

Performance of NLCIL

Table 5.1: Lignite Production (in MT)

Mode of Production	During September 2022			September'2021	Growth(%)	Upto September		Growth(%)
	Target	Actual	Achvm(%)		M-o-M	FY23	FY22	Y-o-Y
Departmental	2.23	1.58	70.92	2.08	-23.99	11.48	11.03	4.08
Outsourced	0.13	0.12	97.60	0.09	29.79	0.96	0.61	57.19
Total	**2.35**	**1.70**	**72.34**	**2.17**	**-21.66**	**12.44**	**11.64**	**6.87**
Coal Production (MT)	**0.50**	**0.76**	**152.00**	**0.50**	**52.00**	**4.98**	**1.88**	**165.19**

Table 5.2: Production of Power (MU)

Company	During September 2022			September'2021	Growth(%)	Upto September		Growth(%)
	Target	Actual	Achvm(%)		M-o-M	FY23	FY22	Y-o-Y
NLCIL	1586.83	1535.02	96.73	1818.33	-15.58	10170.09	10467.13	-2.84
NTPL	667.00	401.42	60.18	294.50	36.31	2934.79	2576.10	13.92
Total	**2253.83**	**1936.44**	**85.92**	**2112.83**	**-8.35**	**13104.88**	**13043.23**	**0.47**

Table 5.3: Source-wise power generation (MU)

Sources	During September 2022			September'2021	Growth(%)	Upto September		Growth(%)
	Target	Actual	Achvm(%)		M-o-M	FY23	FY22	Y-o-Y
Thermal Power	2049.00	1732.55	84.56	1905.31	-9.07	11936.45	11866.21	0.59
Wind Power	15.53	6.44	41.47	13.53	-52.40	49.16	73.33	-32.96
Solar Power	189.30	197.45	104.31	193.99	1.78	1119.27	1103.69	1.41
Total	**2253.83**	**1936.44**	**85.92**	**2112.83**	**-8.35**	**13104.88**	**13043.23**	**0.47**

Table 5.4: Productivity

Mode of Production	Productivity during September 2022			September'2021	Growth(%)	Upto September		Growth(%)
	Target	Actual	Achvm(%)		M-o-M	FY23	FY22	Y-o-Y
Mines (in te)	19.07	14.11	73.99	18.25	-22.68	17.63	17.25	2.20
TPP (Kwh)	37107	37607	101.35	38348	-1.93	42594	41130	3.56

Table 5.5: OBR (in MM3)

Mode	During September 2022				Growth(%)	Upto September		Growth(%)
	Target	Actual	Achvm(%)	Sept'2021	M-o-M	FY23	FY22	Y-o-Y
Departmental	13.52	11.88	87.87	12.25	-3.05	73.79	77.97	-5.37
Outsourced	0.55	0.83	151.64	0.55	50.54	4.12	2.51	64.21
Total	**14.07**	**12.71**	**90.36**	**12.81**	**-0.73**	**77.91**	**80.48**	**-3.20**

Table 5.6: Mine-wise HEMM Utilisation

Mine	Actual Status during September 2022 (in %)		Actual Status during September 2021 (in %)		Actual Status upto September of FY23 (in %)		Actual Status upto September of FY22 (in %)		Progressive Growth	
	Availability	Utilisation	Availability	Utilisation	Availability	Utilisation	Availability	Utilisation	Availability	Utilisation
Mine-1	54.62	96.06	60.97	94.46	60.12	96.13	63.61	95.48	**-3.49**	**0.65**
Mine 1A	57.43	98.49	60.64	98.73	59.00	98.30	65.90	97.91	**-6.90**	**0.39**
Mine 2	46.99	99.98	53.35	97.81	51.20	98.58	51.48	98.08	**-0.28**	**0.50**

Table 5.7: Sales

Power Sales

Subs	During September 2022				Upto September		
	Target	Actual	Sept'2021	Growth(%) M-o-M	FY23	FY22	Growth(%) Y-o-Y
NLCIL (MU)	1405.70	1330.53	1600.21	-16.85	8850.78	9117.05	-2.92
NTPL (MU)	629.00	371.89	271.06	37.20	2731.10	2384.67	14.53
Total Exp (MU)	**2034.70**	**1702.42**	**1871.27**	**-9.02**	**11581.88**	**11501.72**	**0.70**
Lignite Sales							
M/s TAQA (LT)	1.27	1.52	1.17	29.91	9.33	7.63	22.28
Direct Sales (LT)	1.10	0.39	1.08	-63.89	3.59	10.06	-64.31
Barsingsar Lignite Sales (LT)	0.00	0.00	0.00		3.07	0.00	
Total Sales (LT)	**2.37**	**1.91**	**2.25**	**-15.11**	**15.99**	**17.69**	**-9.61**

Coal Sales

Supply to End - use plant NTPL	**5.00**	**3.20**	**0.00**		**22.50**	**0.00**	
Coal Sale to NTPC (Under MoU)		**3.64**	**0.00**		**25.75**	**0.00**	
Coal e-auction		**0.10**	**5.20**	**-98.08**	**1.61**	**18.85**	**-91.46**
Coal (LT)	**5.00**	**6.94**	**5.20**	**33.46**	**49.86**	**18.85**	**164.51**

Financial Performance

5. Capital Expenditure of CIL decreased by 25.04% to 1492.98 crores during September 2022 as compared to 1991.81 crores during the same period of FY22. Out of 1492.98 crores, CIL and its Subsidiaries have spent 172.78 crores on Plants & Machinery including HEMM and washery, 184.64 crores on Land and 537.86 crores on Infrastructure including roads, Rail siding & coridor and CHP, Silo & Weighbridge . Whereas SCCL has registered a growth of 8.18 % and NLCIL has registered a decline of 42.59 % during the same period

Table 5.1 : Capital Expenditure Fig in Cr.

Subs/Com	Annual Budget	Monthly Budget	Exp during September			Exp upto Sepember		
			FY 23	FY 22	Growth M-o-M (%)	FY 23	FY 22	Growth Y-o-Y (%)
ECL	1,220.00	158.60	135.95	90.73	49.84	392.42	495.13	-20.74
BCCL	900.00	94.50	73.00	40.52	80.16	294.71	249.05	18.33
CCL	1,925.00	327.00	89.85	419.47	-78.58	779.07	817.15	-4.66
NCL	1,900.00	190.00	197.89	313.69	-36.92	1,085.86	736.01	47.53
WCL	900.00	76.80	49.53	105.15	-52.90	291.55	217.90	33.80
SECL	4,650.00	446.06	574.40	359.28	59.88	1,926.88	840.85	129.16
MCL	3,800.00	472.49	190.93	188.29	1.40	1,369.97	1,029.42	33.08
CMPDIL	40.00	3.33	3.16	1.28	146.88	13.43	6.45	108.22
CIL & others	1,165.00	130.00	178.28	473.40	-62.34	**873.06**	908.10	-3.86
CIL	**16,500.00**	**1,898.78**	**1,492.98**	**1,991.81**	**-25.04**	**7,026.95**	**5,300.06**	**32.58**
SCCL	2,000.00	200.00	74.16	188.55	-60.67	522.50	515.42	1.37
NLCIL Stand Alone	1,050.00	58.61	56.47	160.82	-64.89	219.94	202.36	8.69
NLCIL JVs	1,870.00	194.93	146.77	193.20	-24.03	791.38	1,090.46	-27.43
NLCIL	**2,920.00**	**253.54**	**203.24**	**354.02**	**-42.59**	**1,011.32**	**1,292.82**	**-21.77**
Total	**21,420.00**	**2,352.32**	**1,770.38**	**2,534.38**	**-30.15**	**8560.77**	**7108.30**	**20.43**

CIL & others includes amount of Rs 780.98 Cr of Capex upto September 2022 by JVs in proportion to the share holding by Coal India Limited in Joint Venture companies

5A : Head-wise Capital Expenditure ***in Crores***

Sl No	Head of Expenditure	Budget Estimate	Actual Exp in September'22	Upto September'22	% Expenditure
1	Plant & Machinery	3,588.29	173.19	921.91	**4.83**
2	Safety Plant & Machinery	1,045.70	78.44	395.65	**7.50**
3	Development	1,090.49	38.35	258.85	**3.52**
4	Buiiding (Factory)	110.00	7.37	33.47	
5	Building (Others)	901.16	83.27	337.49	**9.24**
6	Furniture & Fixtures	17.33	0.36	1.15	**2.08**
7	Lands	3,875.70	257.63	1,385.12	**6.65**
8	Vehicles	-	-	-	
9	Transporation including Railway Sidings etc.	5,750.85	549.35	2,626.24	**9.55**
10	Environment	-	-	-	
11	Solar Power	1,808.34	65.95	182.25	
12	TPP	301.49	1.27	47.28	
13	Others	2,930.67	515.18	2,371.34	**17.58**
Total		**21420**	**1770.38**	**8560.77**	**8.27**

Table 6.2 A : Head-wise Capital Expenditure of CIL *in Crores*

Sl No	Head of Expenditure	Budget Estimate	Actual Exp in Sep 2022	Upto Sep 2022	% Expenditure
1	Plant & Machinery	2276.88	103.15	617.61	**4.53**
2	Safety Plant & Machinery	1045.70	69.63	377.29	**6.66**
3	Development	837.24	34.72	203.71	**4.15**
4	Buiiding (Factory)				
5	Building (Others)	668.67	76.37	284.58	**11.42**
6	Furniture & Fixtures				
7	Lands	2992.70	184.64	1055.90	**6.17**
8	Vehicles				
9	Transporation including Railway	5578.84	537.86	2572.65	**9.64**
10	Environment				
11	Solar Power	853.34	64.14	159.55	**7.52**
12	TPP				
13	Others	2246.65	422.46	1755.65	**18.80**
Total		**16500**	**1492.98**	**7026.95**	**9.05**

Table 6.2 B : Head-wise Capital Expenditure of SCCL *in Crores*

Sl No	Head of Expenditure	Budget Estimate	Actual Exp in Sep 2022	Upto Sep 2022	% Expenditure
1	Plant & Machinery	288.32	19.02	97.19	**6.60**
2	Safety Plant & Machinery				
3	Development	125.10	3.70	55.21	**2.96**
4	Buiiding (Factory)				
5	Building (Others)	193.08	6.06	51.58	**3.14**
6	Furniture & Fixtures	16.38	0.36	1.15	**2.20**
7	Lands	755.50	33.49	222.61	**4.43**
8	Vehicles				
9	Railway Sidings	60.13	8.44	24.93	**14.04**
10	Environment				
11	Solar Power	260.00	1.81	22.54	**0.70**
12	STPP	301.49	1.27	47.28	**0.42**
13	Others				
Total		**2000**	**74.16**	**522.50**	**3.71**

Table 6.2 C : Head-wise Capital Expenditure of NLCIL *in Crores*

Sl No	Head of Expenditure	Budget Estimate	Actual Exp in Sep 2022	Upto Sep 2022	% Expenditure
1	Plant & Machinery	1,023.09	51.02	207.11	4.99
2	Safety Plant & Machinery		8.81	18.36	
3	Development	128.15	-0.07	-0.07	
4	Buiiding (Factory)	110.00	7.37	33.47	
5	Building (Others)	39.41	0.84	1.33	2.13
6	Furniture & Fixtures	0.95			
7	Lands	127.50	39.50	106.61	30.98
8	Vehicles				
9	Railway Sidings	111.88	3.05	28.66	2.73
10	Environment				
11	Solar Power	695.00		0.16	
12	TPP				
13	Others	684.02	92.72	615.69	13.56
Total		**2,920.00**	**203.24**	**1,011.32**	**6.96**

6. Total Manpower of CIL is 243739 as on 1st September 2022. Among the subsidiaries of CIL, ECL has maximum Manpower of 52309 whereas in term of Coal production during upto September, it stood at 7th position. On the other hand, MCL being leading coal producer company during upto September, has Manpower strength of 21721 only.

Total Manpower of CIL & its subsidiries

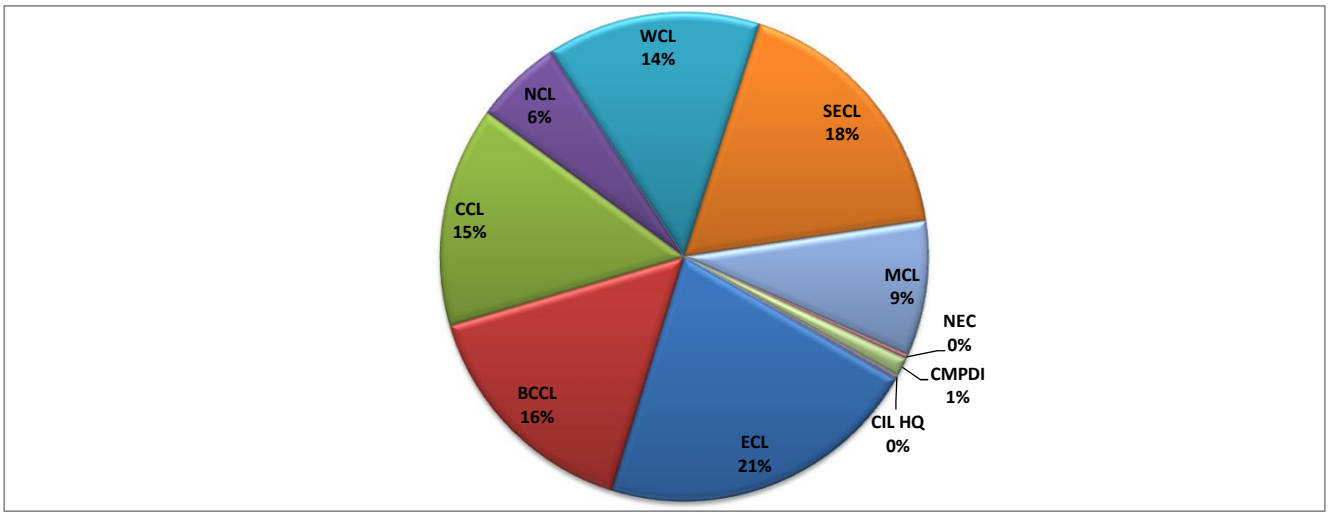

Table 6.1: Total Manpower

Subsidiary/ Company	Manpower as on 1st Day of		
	September' 22	April'22	Change
ECL	52309	52935	-626
BCCL	38130	38915	-785
CCL	35530	35861	-331
NCL	14064	14228	-164
WCL	34537	35741	-1204
SECL	42963	44405	-1442
MCL	21721	21863	-142
NEC	707	774	-67
CMPDI	2923	2948	-25
DCC	163	173	-10
CIL HQ	692	707	-15
Total CIL	**243739**	**248550**	-4811
SCCL	43136	43672	-536
NLCIL	11015	11246	-231
Total Manpower	**297890**	**303468**	-5578

7.CIL out-standing dues have increased by Rs 2516.30 crores and stood at Rs 15905.45 crores as on 30th September 2022 as compared to Rs 13389.15 crores as on 31st March 2022. 82.12% of the out-standing dues of CIL belong to ECL,SECL,CCL,WCL and NCL.

Company-wise Debtors Due chart as on 30th September' 22

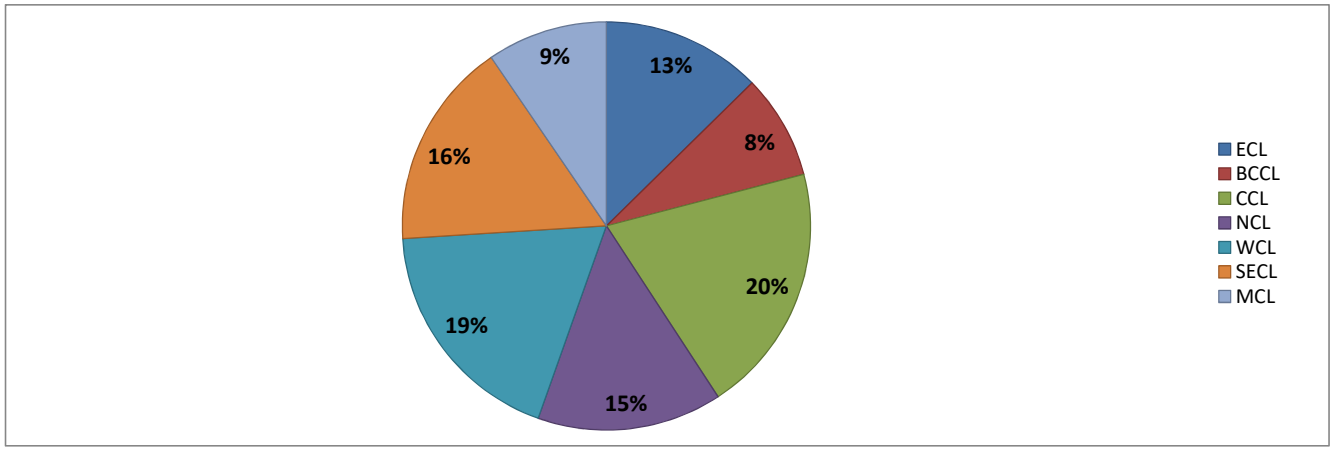

Table 7.1: Debtors due as on 30th September' 22 ***Rs Cr***

Subsidiary/Company	Due as on last Day of		
	September'22	Mar'22	Change
ECL	2010.01	2,657.99	-647.98
BCCL	1315.72	1,417.12	-101.40
CCL	3157.00	2,845.00	312.00
NCL	2327.97	810.32	1,517.65
WCL	2955.11	2,567.47	387.64
SECL	2611.27	2,269.76	341.51
MCL	1517.20	810.32	706.88
NEC	11.17	11.17	
Total CIL (incl NEC)	**15905.45**	**13389.15**	**2,516.30**
SCCL	1821.26	5743.55	-3,922.29
NLCIL	5036.53	4063.57	972.96
NTPL	771.66	632.51	139.15
Total NLCIL	**5808.19**	**4696.08**	**1,112.11**
Total Debtors Due	**23534.90**	**23828.78**	**-293.88**

7.2 From the age-wise schedule of Debtors Dues, it may be observed that Out-standing dues of more than one year is Rs 5560.82 crores i.e 34.99 % of total dues.

Age-wise Debtors Dues chart as on 30th September' 22

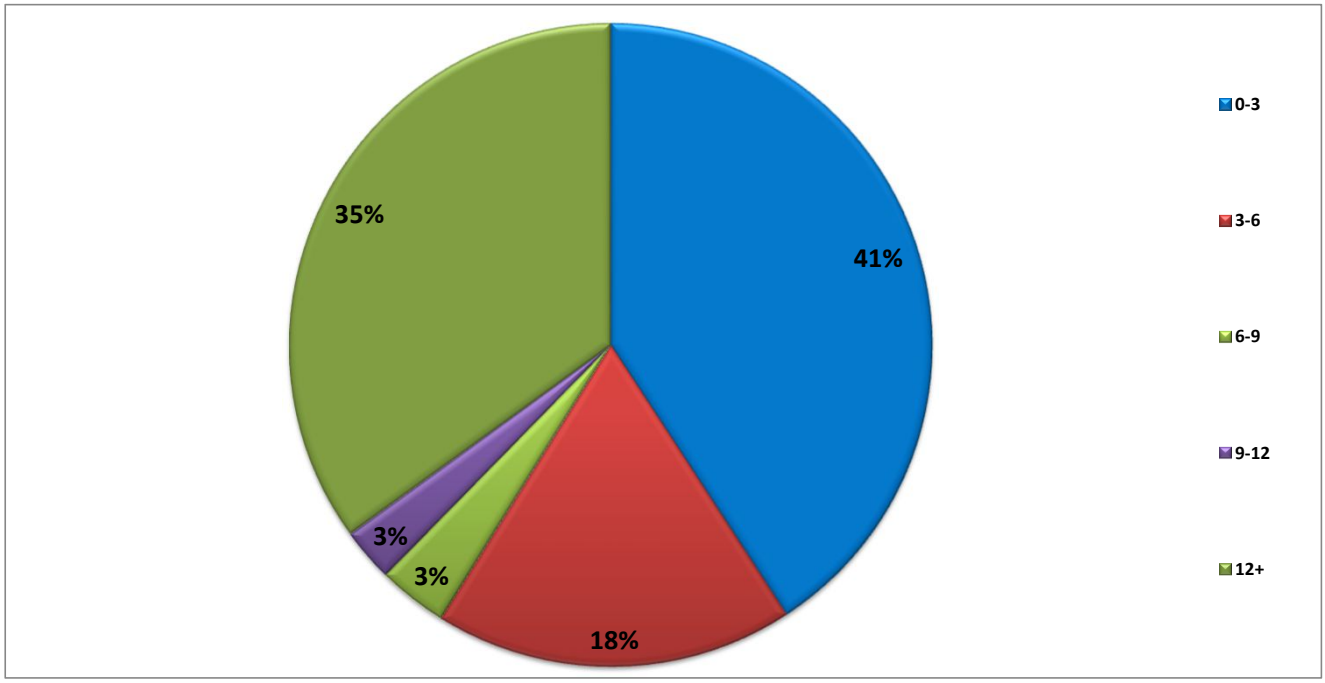

Table 7.3: Age-wise Debtors Dues as on 30th September' 22 ***Rs Cr***

Subsidiary	Age-wise Debtors in Months					
	0-3	**3-6**	**6-9**	**9-12**	**12+**	**Total**
ECL	425.99	4.51	147.25	73.16	1359.09	**2010.01**
BCCL	670.09	86.31	31.76	56.94	470.63	**1315.72**
CCL	693	392	266	241	1564.00	**3157.00**
NCL	1425.53	135.49		18.86	748.08	**2327.97**
WCL	1429.12	1462.20	0.00	0.00	63.80	**2955.11**
SECL	883.86	435.48	0.00	35.42	1256.51	**2611.27**
MCL	954.41	353.41	110.67	0.00	98.71	**1517.20**
Total CIL	**6482.00**	**2869.40**	**555.68**	**425.38**	**5560.82**	**15894.28**
Percentage Share	***40.78***	***18.05***	***3.50***	***2.68***	***34.99***	***100.00***

Table 8.1: E-auction company-wise

In September 2022, 46.87 LT of coal allocated against 47.18 LT of coal quantity offered by Coal India (CIL) subsidiaries. Further, Coal India got 276 % higher amount than notified price in September 2022.

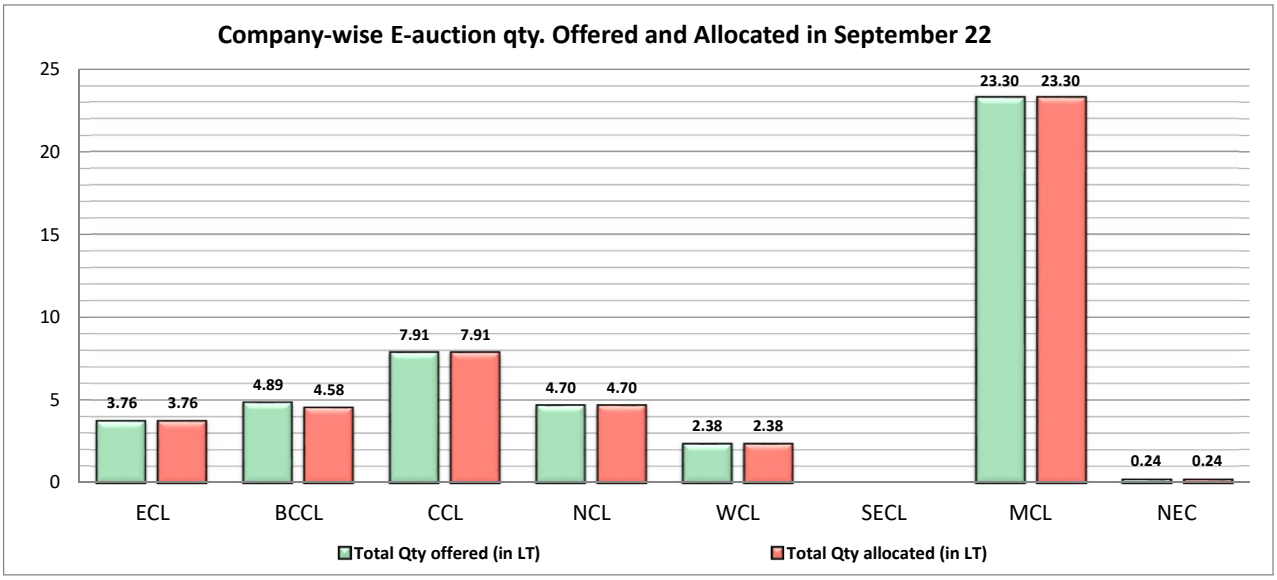

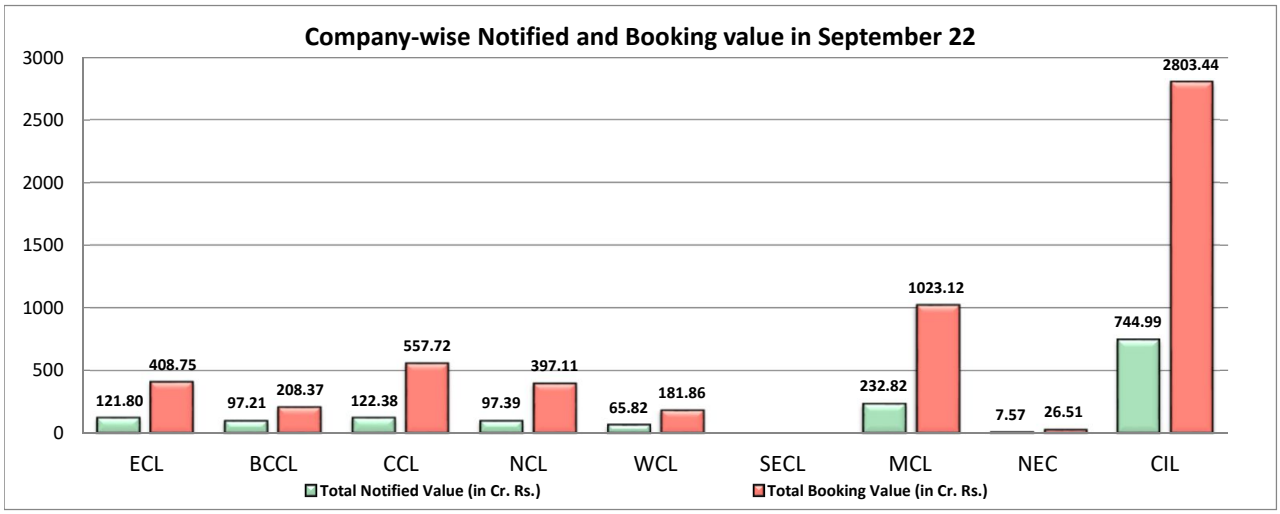

Company-wise Performance during September 2022									
Company	**ECL**	**BCCL**	**CCL**	**NCL**	**WCL**	**SECL**	**MCL**	**NEC**	**CIL**
Total Qty offered (in LT)	3.76	4.89	7.91	4.70	2.38		23.30	0.24	**47.18**
Total Qty allocated (in LT)	3.76	4.58	7.91	4.70	2.38		23.30	0.24	**46.87**
Percentage Qty allocated (in %)	**100%**	**94%**	**100%**	**100%**	**100%**		**100%**	**100%**	**99%**
Total Notified Value (in Cr. Rs.)	121.80	97.21	122.38	97.39	65.82		232.82	7.57	**744.99**
Total Booking Value (in Cr. Rs.)	408.75	208.37	557.72	397.11	181.86		1023.12	26.51	**2803.44**
% increase over Notified Price	**236%**	**114%**	**356%**	**308%**	**176%**		**339%**	**250%**	**276%**

Company wise Performance upto September 2022									
Company	**ECL**	**BCCL**	**CCL**	**NCL**	**WCL**	**SECL**	**MCL**	**NEC**	**CIL**
Total Qty offered (in LT)	36.06	23.66	20.04	19.00	9.87	20.07	90.51	0.86	**220.07**
Total Qty allocated (in LT)	35.95	16.88	20.04	19.00	9.86	20.07	90.50	0.86	**213.16**
Percentage Qty allocated (in %)	**100%**	**71%**	**100%**	**100%**	**99.90%**	**100%**	**99.99%**	**100%**	**97%**
Total Notified Value (in Cr. Rs.)	1150.62	404.33	316.08	326.74	257.97	282.47	903.94	27.66	**3669.81**
Total Booking Value (in Cr. Rs.)	4212.02	892.70	1508.80	1630.92	837.29	1482.87	5261.46	99.28	**15925.34**
% increase over Notified Price	**266%**	**121%**	**377%**	**399%**	**225%**	**425%**	**482%**	**259%**	**334%**

Electricity Generation

Electricity Generation during Sept 2022

Table 1: Electricity Generation from different Sources *In MU*

Source	Generation during Sept			Generation upto Sept		
	FY 23	FY 22	Growth (%) M-o-M	FY 23	FY 22	Growth (%) Y-o-Y
Thermal	93295.94	85318.95	9.35	606498.99	550619.48	10.15
Nuclear	3412.52	3896.95	-12.43	21929.51	21906.04	0.11
Hydro	22016.56	17765.24	23.93	103253.77	92806.51	11.26
Bhutan Imp.	1270.50	1260.00	0.83	5435.70	5634.50	-3.53
Total Conventional	**119995.52**	**108241.14**	**10.9**	**737117.97**	**670966.53**	**9.9**
Wind	6654.49	6981.27	-4.68	49624.91	48294.82	2.75
Solar	8207.73	5409.09	51.74	48013.27	34151.69	40.59
Biomass	172.31	252.72	-31.82	1520.73	1764.43	-13.81
Bagasse	164.80	138.70	18.82	3090.92	2421.87	27.63
Small Hydro	1539.55	1525.11	0.95	6327.35	5943.59	6.46
Others	204.41	181.98	12.33	1248.14	1042.31	19.75
Total Renewable	**16943.29**	**14488.86**	**16.94**	**109825.32**	**93618.70**	**17.31**
Total Generation	**136938.81**	**122730**	**11.58**	**846943.285**	**764585.234**	**10.77**
% Share of RE	**12.37**	**11.81**	**0.57**	**12.97**	**12.24**	**0.72**
% Share of Coal & lignite	**66.84**	**66.81**	**0.03**	**70.04**	**69.26**	**0.78**

Table 1 A: Fuel-wise Electricity Generation in Thermal Sector

Fuel	Generation during Sept			Generation upto Sept		
	FY 23	FY 22	Growth (%) M-o-M	FY 23	FY 22	Growth (%) Y-o-Y
Coal	88725.87	78922.69	12.42	574243.05	510878.82	12.40
Lignite	2804.44	3068.04	-8.59	18969.93	18663.31	1.64
Gas	1758.94	3321.14	-47.04	13229.58	21035.24	-37.11
Diesel	6.69	7.08	-5.51	56.43	42.11	34.01
Total Thermal	**93295.94**	**85318.95**	**9.35**	**606498.99**	**550619.48**	**10.15**

Status of Import Coal

Table 8.1: Total Coal Imports Including Coke *Fig. in MT*

Type of Coal	During Sept			Upto Sept		
	Sep-22	Sep-21	Growth (%) M-o-M	Sep-22	Sep-21	Growth (%) Y-o-Y
Non Coking	12.08	9.22	31.07	92.72	70.07	32.33
Coking	4.88	4.27	14.38	28.05	26.46	6.01
Anthracite	0.14	0.05	160.40	1.46	0.92	59.19
PCI Coal	1.64	0.80	106.24	7.11	6.94	2.43
Pet Coke	0.77	0.37	109.72	4.93	1.75	182.05
Met Coke	0.24	0.15	60.32	1.41	1.22	16.16
Total	**19.75**	**14.85**	**33.00**	**135.68**	**107.34**	**26.40**

Source: ICMW

Coal Import in Sept'2022

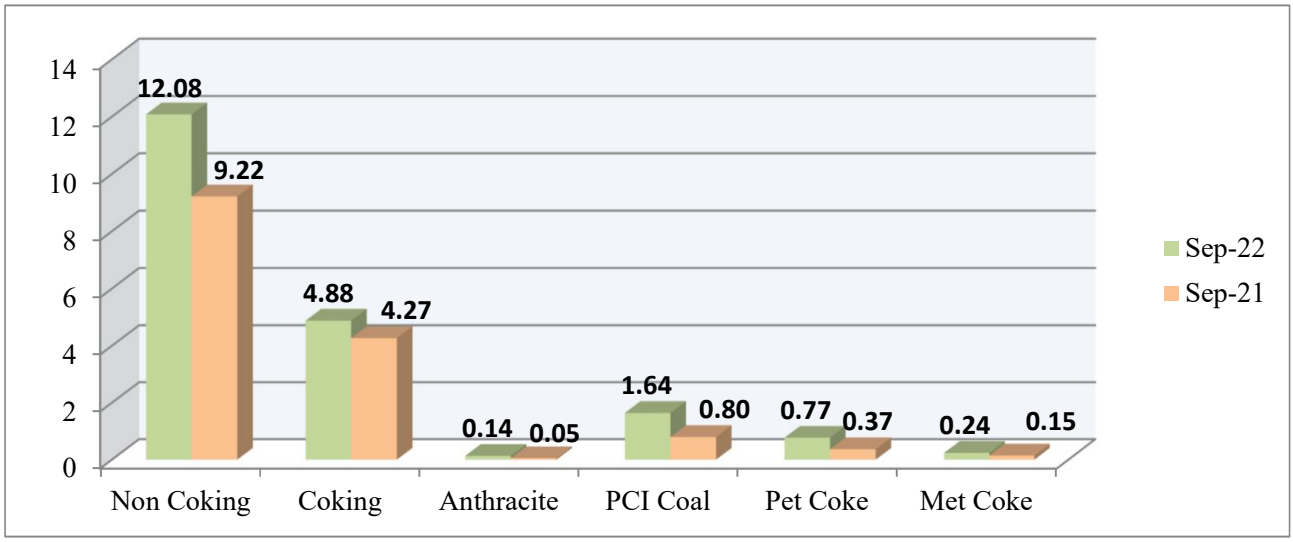

Table 8.2: State-wise Import of Coal and Coke *In L Te*

State	During Sept			Upto Sept		
	FY 23	FY 22	Growth (%) M-o-M	FY 23	FY 22	Growth (%) Y-o-Y
Gujarat	50.23	48.05	4.54	416.22	333.63	24.76
Maharashtra	15.64	15.03	4.05	90.07	75.72	18.95
Goa	7.50	6.02	24.64	52.19	45.01	15.94
Karnataka	2.17	2.59	-16.17	23.12	23.64	-2.18
Tamil Nadu	10.09	10.47	-3.66	82.00	71.14	15.28
Puducherry	1.96	1.46	34.19	17.68	17.02	3.86
Andhra Pradesh	51.10	37.96	34.62	358.10	265.96	34.64
Odisha	39.50	19.80	99.48	229.87	174.34	31.85
West Bengal	19.31	7.12	171.16	87.31	54.87	59.14
Punjab	0.00	0.00		0.01	0.00	496.30
Delhi	0.00	0.00		0.00	0.00	
Haryana	0.00	0.00		0.00	0.00	-100.00
Chhattisgarh	0.00	0.00		0.00	0.00	-43.75
Madhya Pradesh	0.04	0.03	68.14	0.20	0.11	83.99
Others	0.00	0.00	-99.87	0.03	12.00	-99.73
Total	**197.55**	**148.53**	**33.00**	**1356.81**	**1073.45**	**26.40**

Note: Import is for major States. Total figures may not match with total import

Source: ICMW

Sector Wise Coal and Coke Import in Sept'2022

In MT

Sector	Non Coking	Coking	Anthr	PCI	Met Coke	Pet Coke	Total
Aluminium	0.22	0.01				0.01	**0.25**
Auto							**0.00**
Calciner						0.12	**0.12**
Calcium Carbide							**0.00**
Cement	0.59				0.00	0.63	**1.23**
Chemical & Petrochem	0.73		0.00		0.03	0.00	**0.76**
DRI	0.33	0.07					**0.41**
Power	1.86	0.09					**1.95**
Ferro Alloy	0.01	0.07	0.00	0.04	0.04		**0.16**
Graphite Electrode			0.00		0.00	0.01	**0.01**
Iron & Steel	0.50	4.10	0.11	1.45	0.07		**6.22**
Logistics	0.02	0.01			0.00		**0.03**
Engineering			0.00				**0.00**
Paper & Plywood							**0.00**
Pharma			0.00				**0.00**
Sugar							**0.00**
Textile	0.07						**0.07**
Traders	7.19	0.53	0.03	0.11	0.05		**7.91**
Mining	0.08						**0.08**
Tyres							**0.00**
Others	0.47	0.01	0.00	0.04	0.05		**0.57**
Total	**12.08**	**4.88**	**0.14**	**1.64**	**0.24**	**0.77**	**19.75**

Source: ICMW

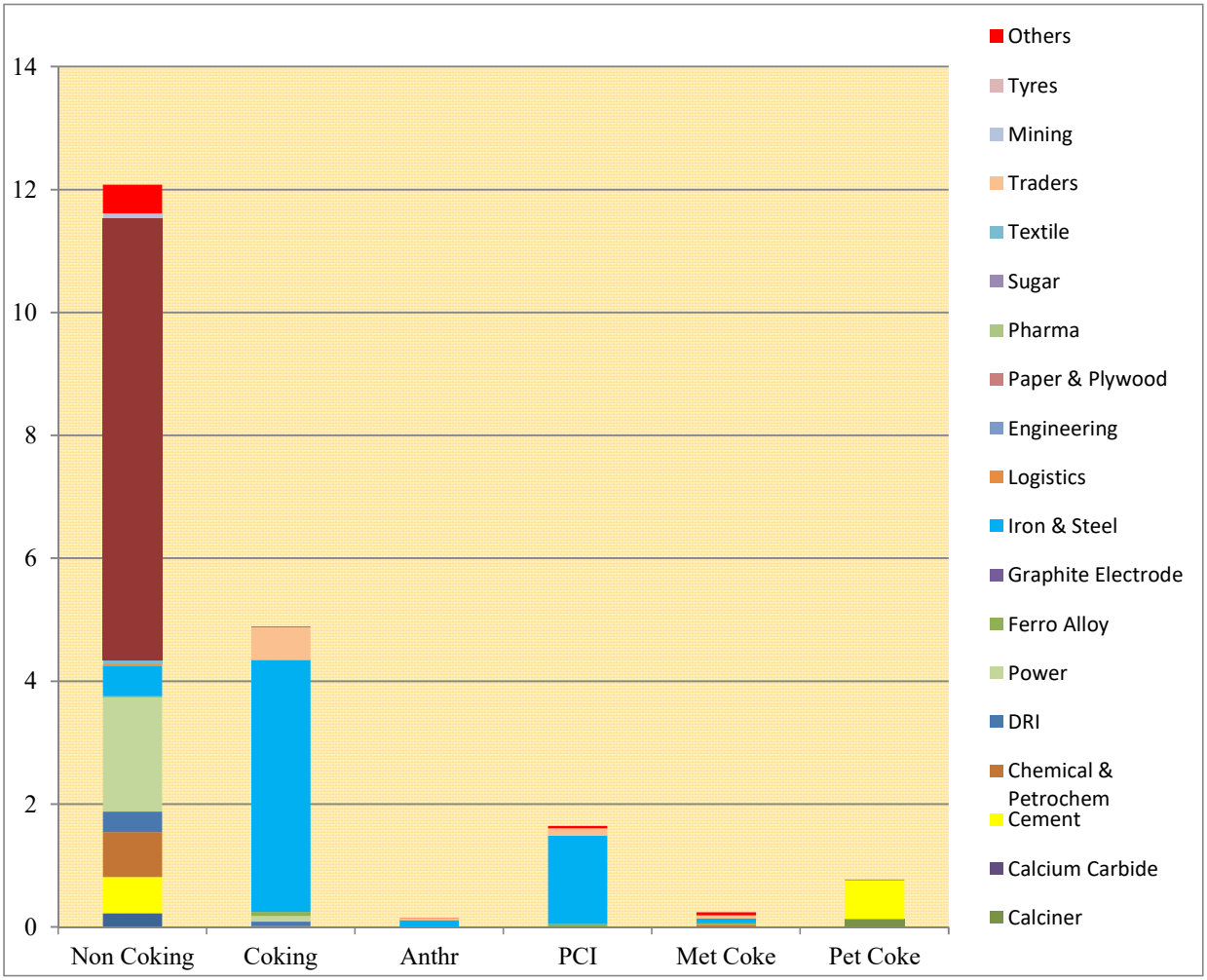

Table 8.4: Grade-wise Non-Coking Coal Import during Sept'2022. *In Lakh Te*

Port	G2	G3	G4	G5	G6	G8	G9	G10	G11	G12	G13	G14	G15	Not Known	Total
Bhavnagar														0.55	**0.55**
Dahej														4.51	**4.51**
Dhamra														6.05	**6.05**
Ennore														3.75	**3.75**
Hazira														5.54	**5.54**
Jafrabad														0.05	**0.05**
Jaigad														1.98	**1.98**
Jakhau														0.19	**0.19**
Kakinada														0.81	**0.81**
Kandla	2.6751		2.30	0.00		5.52		0.53	0.77	0.20	0.25	0.14	0.30		**12.68**
Karaikal														1.96	**1.96**
Kolkata			0.59			0.31						0.26	0.05	3.63	**4.84**
Krishnapatnam										0.77		0.79		8.51	**10.06**
Magdalla														8.57	**8.57**
Marmagoa														0.77	**0.77**
Muldwarka														0.06	**0.06**
Mumbai & Jnpt														2.95	**2.95**
Mundra				1.57		1.65							0.55	0.26	**4.03**
Navlakhi														6.52	**6.52**
New Mangalore						0.54							0.30	0.87	**1.72**
Okha														0.34	**0.34**
Others														6.50	**6.50**
Paradip														5.97	**5.97**
Tuticorin / Voc														5.09	**5.09**
Vizag		0.85	1.42	1.23	1.90	10.53	5.82		0.41	0.10	0.24	2.03	0.80		**25.34**
Total	**2.68**	**0.85**	**4.31**	**2.80**	**1.90**	**18.55**	**5.82**	**0.53**	**1.18**	**1.06**	**0.49**	**3.21**	**2.00**	**75.44**	**120.80**

Source: ICMW

Port-wise and Grade-wise Non-Coking Coal Import during Sept' 2022

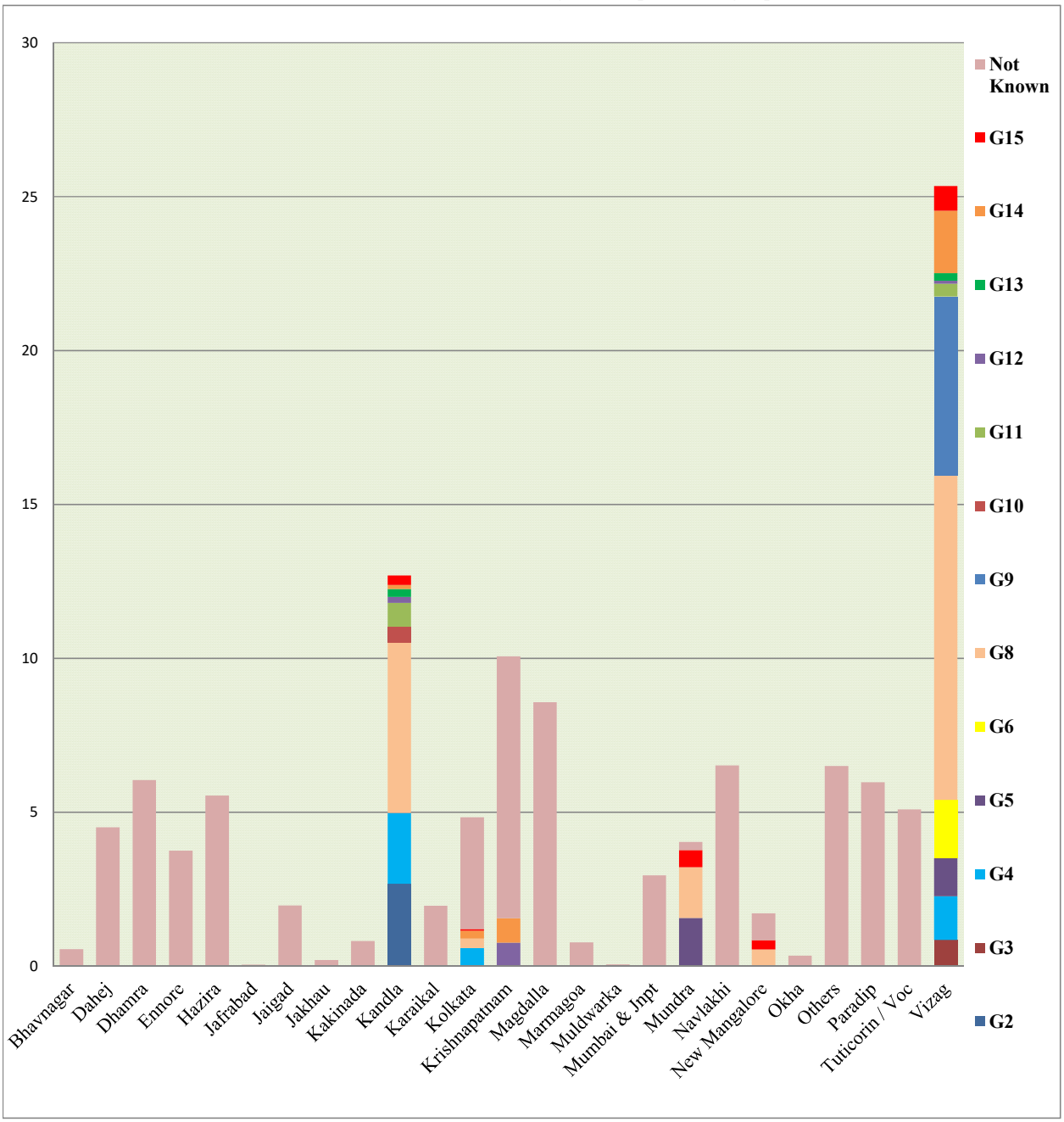

Table 8.5: Country-wise Non-coking Coal Import during Sept'2022 *In Lakh Te*

Port	G2	G3	G4	G5	G6	G8	G9	G10	G11	G12	G13	G14	G15	Not Known	Total
Australia							4.35						0.80	4.31	**9.46**
Indonesia		0.05		0.79		14.47	0.33	0.53	1.18	1.06	0.49	3.18	1.20	51.60	**74.89**
Mozambique			0.19	0.44	1.90									1.85	**4.38**
Others														0.63	**0.63**
Russia		0.8	4.13	1.57										6.22	**12.72**
South Africa						4.09	1.14							8.21	**13.44**
United States	2.6751													2.62	**5.30**
Total	**2.68**	**0.85**	**4.31**	**2.80**	**1.90**	**18.55**	**5.82**	**0.53**	**1.18**	**1.06**	**0.49**	**3.18**	**2.00**	**75.44**	**120.80**

Source: ICMW

Country-wise and Grade-wise Non-Coking Coal Import during Sept'2022

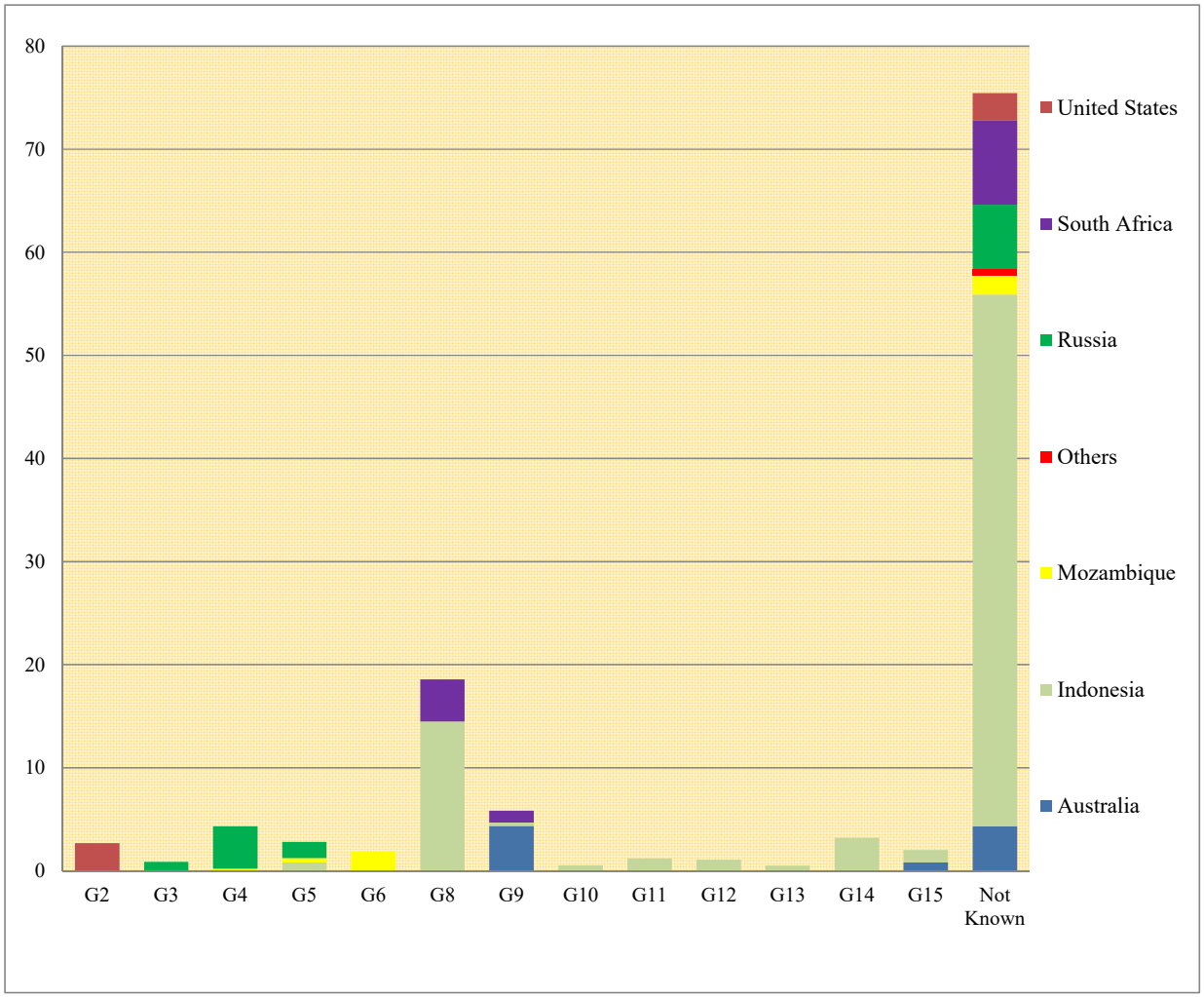

Table 8.6: Port and Country-wise Import of Non-Coking Coal during Sept'2022 (L Te)

Port	Australia	Indonesia	Mozambique	Russia	South Africa	United States	Others	Total
Bhavnagar		0.55						**0.55**
Dahej	0.75	3.20			0.56			**4.51**
Dhamra		3.14		1.23	1.67			**6.05**
Ennore		0.83	0.76	0.10	0.79	1.28		**3.75**
Hazira		5.54						**5.54**
Jafrabad							0.05	**0.05**
Jaigad		1.48		0.50				**1.98**
Jakhau							0.19	**0.19**
Kakinada		0.81						**0.81**
Kandla		7.70		2.30		2.68		**12.68**
Karaikal		1.96						**1.96**
Kolkata	0.60	1.14	0.33	1.16	1.58			**4.81**
Krishnapatnam	1.10	6.86	0.76			1.35		**10.06**
Magdalla		7.92			0.65			**8.57**
Marmagoa				0.77				**0.77**
Muldwarka							0.06	**0.06**
Mumbai & Jnpt		2.95						**2.95**
Mundra	0.26	2.20		1.57				**4.03**
Navlakhi		6.52						**6.52**
New Mangalore		0.75		0.42	0.54			**1.72**
Okha		0.00					0.34	**0.34**
Others		4.21		1.24	1.06	0.00		**6.50**
Paradip	0.79	1.58		1.39	2.21			**5.97**
Tuticorin / Voc	0.80	4.29						**5.09**
Vizag	5.15	11.26	2.53	2.04	4.37			**25.34**
Total	**9.46**	**74.89**	**4.38**	**12.72**	**13.44**	**5.30**	**0.63**	**120.80**

Source: ICMW

Table 8.7: Port and Country-wise Average imported price of Non-Coking Coal during Sept'2022 (US$/te)

Port	Australia	Indonesia	Mozambique	Russia	South Africa	United States
Bhavnagar		139.27				
Dahej	175.13	161.37			259.76	
Dhamra		151.08		223.42	213.21	
Ennore		83.48	179.48	216.82	183.65	161.65
Hazira		100.58				
Jafrabad						
Jaigad		122.43		187.47		
Jakhau						
Kakinada		129.40				
Kandla		113.24		63460.15		252.68
Karaikal		117.65				
Kolkata	179.71	117.19	178.83	224.92	201.88	
Krishnapatnam	173.52	139.45	170.47			201.44
Magdalla		103.76			407.45	
Marmagoa				187.47		
Muldwarka						
Mumbai & Jnpt		127.36				
Mundra	442.92	103.88		191.04		
Navlakhi		115.84				
New Mangalore		104.86		210.83	175.72	
Okha						
Others		101.84		227.06	187.51	958.33
Paradip	176.00	93.73		225.16	252.82	
Tuticorin / Voc	122.07	106.94				
Vizag	128.49	119.09	157.18	197.52	188.45	

Source: ICMW

Table 8.8: Port and Country-wise Average Imported Price of Non-Coking Coal during Sept'2022 (Rs/te)

Port	Australia	Indonesia	Mozambique	Russia	South Africa	United States
Bhavnagar		11197.37				
Dahej	14080.33	12975.77			20897.30	
Dhamra		12154.39		17974.37	17147.70	
Ennore		6720.49	14439.50	17432.09	14772.11	12996.94
Hazira		8089.44				
Jafrabad						
Jaigad		9843.57		15072.33		
Jakhau						
Kakinada		10410.47				
Kandla		9107.00		5102198.98		20315.16
Karaikal		9461.43				
Kolkata	14448.99	9421.82	14386.74	18089.46	16236.89	
Krishnapatnam	13960.08	11217.35	13705.44			16205.81
Magdalla		8344.27			32779.25	
Marmagoa				15072.33		
Muldwarka						
Mumbai & Jnpt		10243.67				
Mundra	35655.04	8355.58		15369.41		
Navlakhi		9316.41				
New Mangalore		8433.64		16951.02	14127.73	
Okha						
Others		8188.81		18267.07	15075.93	77050.00
Paradip	14150.30	7537.36		18111.34	20330.97	
Tuticorin / Voc	9820.49	8599.89				
Vizag	10333.26	9578.12	12643.20	15884.86	15155.97	

Source: ICMW

Table 8.9: Port-wise & Country-wise Coking Coal Import during Sept'2022 *In L Te*

Port	Australia	Canada	Indonesia	Mozambique	Russia	United States	Total
Dhamra	8.2		0.4			1.2	**9.9**
Ennore	0.1						**0.1**
Jaigad	3.3	1.1					**4.4**
Kakinada	0.3						**0.3**
Kandla	1.0						**1.0**
Kolkata	6.6		0.3	0.9		2.6	**10.5**
Krishnapatnam	0.8				0.3	0.5	**1.6**
Marmagoa	0.5	2.2	0.1		1.2	0.7	**4.7**
Mumbai & Jnpt						0.0	**0.0**
Mundra	1.0						**1.0**
New Mangalore	0.5						**0.5**
Others	0.3			0.0			**0.3**
Paradip	7.4			1.1	0.2		**8.7**
Pipavav	0.2						**0.2**
Vizag	4.1		0.6	0.7		0.4	**5.8**
Total	**34.14**	**3.29**	**1.49**	**2.76**	**1.67**	**5.48**	**48.84**

Source: ICMW

Coking Coal Import during Sept'2022 (Port-wise & Country-wise)

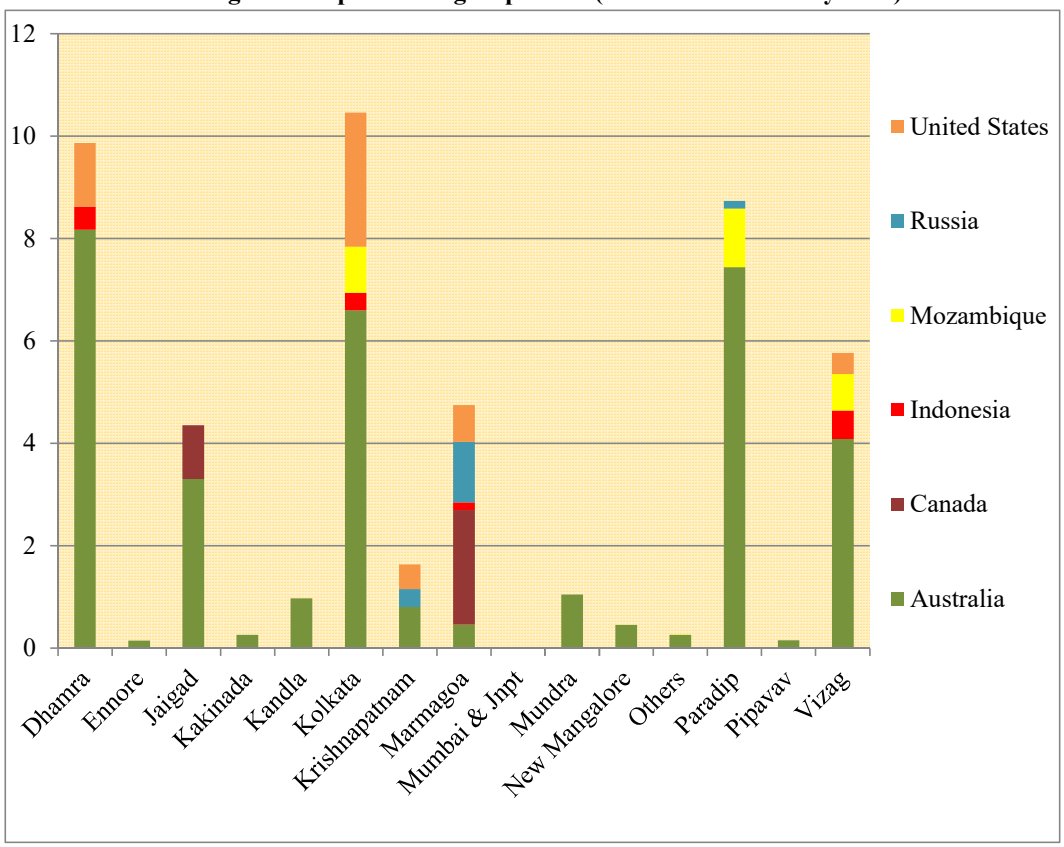

Table 8.10: Average Price of Imported Coking Coal during Sept'2022 (US$/te)

Port	Australia	Canada	Indonesia	Mozambique	Russia	United States
Dhamra	249.8		176.3			290.9
Ennore	263.4					
Jaigad	262.1	256.6				
Kakinada	307.9					
Kandla	255.4					
Kolkata	276.6		176.3	249.0		308.8
Krishnapatnam	290.8				206.5	264.2
Marmagoa	220.8	270.4	277.3		181.0	284.0
Mumbai & Jnpt						821.6
Mundra	416.8					
New Mangalore	288.9					
Others	307.9			89.9		
Paradip	266.1			240.6	201.1	
Pipavav	302.1					
Vizag	320.3		237.9	249.1		363.2

Source: ICMW

Table 8.11: Average Price of Imported Coking Coal during Sept'2022 (Rs/te)

Port	Australia	Canada	Indonesia	Mozambique	Russia	United States
Dhamra	502200.5		28341.8			116999.8
Ennore	21181.2					
Jaigad	189740.9	123821.8				
Kakinada	24755.2					
Kandla	164293.6					
Kolkata	689620.2		14170.9	80101.0		198658.4
Krishnapatnam	187084.3				66409.4	233830.6
Marmagoa	53268.1	195800.5	22295.8		29101.0	91375.2
Mumbai & Jnpt						132196.9
Mundra	167565.6					
New Mangalore	46486.1					
Others	24755.2			7228.0		
Paradip	770420.3			212842.7	32329.9	
Pipavav	24305.7					
Vizag	283372.7		19135.1	60085.7		58399.5

Source: ICMW

Table 8.12 Coal Imports (Provisional) *Fig. in MT*

Type of Coal	During Sept			Upto Sept		
	FY 23	FY 22	Growth (%) M-o-M	FY 23	FY 22	Growth (%) Y-o-Y
Non Coking *	12.08	9.22	31.07	92.72	70.07	32.33
Coking	4.88	4.27	14.38	28.05	26.46	6.01
Anthracite	0.14	0.05	160.40	1.46	0.92	59.19
Total	**17.10**	**13.54**	**26.30**	**122.23**	**97.44**	**25.44**

** Non-Coking Coal means Bituminous and Steam Coal*

Table 8.13: Non-Coking Coal supply to Cement and DRI Sectors

(i) Cement Sector *Fig. in MT*

Items	During Sept			Upto Sept		
	FY 23	FY 22	Growth (%) M-o-M	FY 23	FY 22	Growth (%) Y-o-Y
Cement Production	30.24	26.84	12.66	187.09	164.41	13.80
Domestic Coal Supply	0.66	0.42	57.12	3.63	3.59	1.12
Coal Import	0.59	0.80	**-25.81**	5.91	8.66	**-31.72**

(ii) DRI Sector *Fig. in MT*

Items	During Sept			Upto Sept		
	FY 23	FY 22	Growth (%) M-o-M	FY 23	FY 22	Growth (%) Y-o-Y
DRI Production	3.3	3.3	-0.90	21.0	19.4	8.29
Domestic Coal Supply	0.6	0.5	28.93	3.6	3.6	1.55
Coal Import	0.3	0.1	**196.25**	3.13	1.0	**224.69**

Table 8.14: Coking Coal supply to Steel Sector *Fig. in MT*

Items	During Sept			Upto Sept		
	FY 23	FY 22	Growth (%) M-o-M	FY 23	FY 22	Growth (%) Y-o-Y
Hot Metal Production	6.409	6.396	0.20	38.757	38.596	0.42
Domestic Coal Supply	0.686	0.520	31.92	4.228	2.899	45.84
Coal Import	4.10	3.82	**7.22**	14.50	22.31	**-35.01**

Table 8.16: Coal Supply to Other Sectors *Fig. in MT*

Source of Suppy	During Sept			Upto Sept		
	FY 23	FY 22	Growth (%) M-o-M	FY 23	FY 22	Growth (%) Y-o-Y
Domestic Supply	4.73	4.18	12.90	31.13	40.33	-22.81
Import	9.42	6.70	40.64	65.47	38.25	71.16
Total	**14.14**	**10.88**	**29.97**	**96.60**	**78.58**	**22.94**

Major On-going Projects of PSUs

9.1 STATUS OF MAJOR ONGOING PROJECTS OF CIL COSTING >= Rs. 500 CRS OR CAPACITY >= 3 MTY

SL. NO.	SUB	PROJECT	TYPE	TOTAL CAPCT (MTY)	SANC. CAPITAL (CRS)	SCH DT OF COMP	ANT DT OF COMP	Total Exp. (till Sep'22) (Rs. Crs)	SCH & DELAY (Yrs)	REASON OF DELAY
1	ECL	JHANJRA EXPANSION	UG	5.00	1210.12	31-03-2029	31-03-2029	115.14	ON SCH	
2	ECL	PARASEA BELBAID	UG	2.07	826.42	31-03-2027	31-03-2027	4.53	ON SCH	
3	ECL	SIDULI	UG	2.32	535.18	31-03-2026	31-03-2026	2.71	ON SCH	
4	ECL	TILABONI	UG	1.86	916.12	31-03-2027	31-03-2027	6.06	ON SCH	
5	ECL	CHITRA EAST RCE	OC	2.50	513.99	31-03-2024	31-03-2024	75.76	ON SCH	
6	ECL	HURA-C	OC	3.00	359.69	31-03-2022	31-03-2023	221.02	1	Delayed due to grant of stage-II FC and handover of Forest land.
7	ECL	NAKRAKONDA KUMARDI B	OC	3.00	502.68	31-03-2029	31-03-2029	31.33	ON SCH	
8	ECL	SONEPUR-BAZARI COMB.	OC	12.00	5365.88	31-03-2029	31-03-2029	51.19	ON SCH	
9	ECL	MOHANPUR PH-II	OC	2.50	888.99	31-03-2025	31-03-2025	10.91	ON SCH	
10	ECL	BONJEMEHARI EXPN	OC	1.00	570.12	31-03-2025	31-03-2025	1.10	ON SCH	
11	BCCL	MOONIDIH XV SEAM	UG	2.50	1230.27	31-03-2019	30-09-2025	537.66	6	Drivage of Trunk roads are going on. Agreement signed for supply of Longwall Equipment.
12	BCCL	NORTH TISRA SOUTH TISRA EXPANSION	OC	6.00	555.52	31-03-2021	30-09-2023	20.00	2	Revised PR is under finalisation.

SL. NO.	SUB	PROJECT	TYPE	TOTAL CAPCT (MTY)	SANC. CAPITAL (CRS)	SCH DT OF COMP	ANT DT OF COMP	Total Exp. (till Sep'22) (Rs. Crs)	SCH & DELAY (Yrs)	REASON OF DELAY
13	BCCL	MADHUBAN WASHERY	WSRY	5.00	300.54	31-05-2014	15-10-2022	296.55	8	Repeated failure by HEC in adhering to timelines committed by them. Trial run started.
14	CCL	AMRAPALI	OC	25.00	5136.15	31-03-2028	31-03-2028	400.10	ON SCH	
15	CCL	ASHOK EXPN	OC	20.00	2898.28	31-03-2026	31-03-2026	174.49	ON SCH	
16	CCL	CHANDRAGUPTA	OC	15.00	973.5	31-03-2026	31-03-2026	5.21	ON SCH	MDO Project
17	CCL	JHARKHAND LAIYO EXPN	OC	1.00	764.57	31-03-2031	31-03-2031	146.91	ON SCH	
18	CCL	KOTRE BASANTPUR PACHMO	OC	5.00	625.4	31-03-2028	31-03-2028	139.33	ON SCH	MDO Project
19	CCL	MAGADH EXPN.	OC	51.00	7254.37	31-03-2028	31-03-2028	781.21	ON SCH	
20	CCL	NORTH URIMARI EXPN	OC	7.50	778.8	31-03-2026	31-03-2026	510.84	ON SCH	
21	CCL	PATRATU ABC	UG	5.00	1712.55	31-03-2029	31-03-2029	44.65	ON SCH	
22	CCL	PUNDI EXPN	OC	5.00	713.35	31-03-2024	31-03-2024	234.95	ON SCH	
23	CCL	RAJRAPPA RCE	OC	3.00	510.85	31-03-2016	31-03-2025	483.86	9	Delayed due to non-possession of GMK land and non-diversion of forest land (277.15 Ha) in Block-II. Stage-II FC awaited.
24	CCL	SANGAMITRA	OC	20.00	1694.74	31-03-2025	31-03-2025	9.67	ON SCH	MDO Project
25	CCL	ROHINI KARKATA	OC	10.00	1020.42	31-03-2025	31-03-2025	88.18	ON SCH	
26	CCL	HENDEGIR OC	OC	4.00	435.64	31-03-2026	30-03-2026	9.21	ON SCH	

SL. NO.	SUB	PROJECT	TYPE	TOTAL CAPCT (MTY)	SANC. CAPITAL (CRS)	SCH DT OF COMP	ANT DT OF COMP	Total Exp. (till Sep'22) (Rs. Crs)	SCH & DELAY (Yrs)	REASON OF DELAY
27	CCL	KARO EXPN OCP	OC	11.00	908.47	31-03-2026	31-03-2026	104.98	ON SCH	
28	CCL	KONAR EXPN OCP	OC	8.00	799.34	31-03-2032	31-03-2032	266.78	ON SCH	
29	NCL	BLOCK - B EXPN.	OC	8.00	998.71	31-03-2024	31-03-2024	6.55	ON SCH	
30	NCL	JAYANT EXPN	OC	20.00	1783.09	31-03-2021	31-03-2023	1246.40	2	Delay in execution of CHP/ SILO of incremental capacity due to covid-19.
31	NCL	DUDHICHUA EXPN	OC	20.00	1255.17	31-03-2022	31-03-2023	870.35	1	Delay in execution of CHP/ SILO of incremental capacity due to covid-19.
32	NCL	BINA KAKRI AMALGAMATION	OC	14.00	836.42	31-03-2024	31-03-2024	150.43	ON SCH	
33	NCL	NIGAHI EXPN	OC	25.00	1729.68	31-03-2026	31-03-2026	58.71	ON SCH	
34	NCL	KHADIA EXPN	OC	16.00	491.67	31-03-2025	31-03-2025	6.17	ON SCH	
35	WCL	AMAL. INDER KAMPTEE DEEP	OC	3.20	235.90	31-03-2024	31-03-2024	84.45	ON SCH	
36	WCL	DINESH (MKD-III)	OC	8.00	822.88	31-03-2027	31-03-2027	148.59	ON SCH	
37	WCL	DURGAPUR EXTN DEEP	OC	3.00	328.00	31-03-2021	31-03-2023	252.32	2	Due to delay in diversion and possession of forest land.
38	WCL	GAURI PAUNI EXPN	OC	3.50	289.33	31-03-2029	31-03-2029	0.00	ON SCH	
39	WCL	MUNGOLI NIRGUDA EXT DEEP	OC	4.38	650.02	31-03-2026	31-03-2026	107.23	ON SCH	
40	WCL	NILJAI EXPN DEEP	OC	3.50	329.05	31-03-2022	31-03-2022	168.38	ON SCH	**Project completion report is under approval.**

SL. NO.	SUB	PROJECT	TYPE	TOTAL CAPCT (MTY)	SANC. CAPITAL (CRS)	SCH DT OF COMP	ANT DT OF COMP	Total Exp. (till Sep'22) (Rs. Crs)	SCH & DELAY (Yrs)	REASON OF DELAY
41	WCL	YEKONA-I & II AMALGAMATED	OC	2.75	727.28	31-03-2025	31-03-2025	441.45	ON SCH	
42	WCL	DHUPTALA (SASTI UG TO OC)	OC	2.50	711.00	31-03-2029	31-03-2029	122.44	ON SCH	
43	SECL	AMADAND RPR	OC	4.00	869.44	31-03-2021	31-03-2025	171.43	4	Due to delay in possession of land.
44	SECL	BAROUD EXPANSION	OC	10.00	2309.8	31-03-2029	31-03-2029	470.55	ON SCH	
45	SECL	CHHAL SEAM-III	OC	6.00	610.63	31-03-2022	31-03-2025	444.60	3	Due to delay in EC & FC clearance.
46	SECL	DURGAPUR	OC	6.00	916.24	31-03-2028	31-03-2028	13.08	ON SCH	
47	SECL	GEVRA EXPN	OC	70.00	11816.4	31-03-2023	31-03-2023	5271.01	ON SCH	
48	SECL	JAGANNATHPUR RCE	OC	3.00	459.49	31-03-2020	31-03-2023	209.74	3	Delayed in EC, FC & Land. Project will be completed in FY23.
49	SECL	KUSMUNDA EXPN	OC	50.00	7612.33	31-03-2023	31-03-2023	3697.67	ON SCH	
50	SECL	MADANNAGAR	OC	12.00	1875.32	31-03-2028	31-03-2028	0.00	ON SCH	
51	SECL	PELMA	OC	15.00	1624.59	31-03-2028	31-03-2028	10.67	ON SCH	
52	SECL	RAMPUR BATURA	OC	4.00	1248.93	31-03-2026	31-03-2026	296.28	ON SCH	
53	SECL	VIJAY WEST	OC	3.00	976.95	31-03-2026	31-03-2026	75.96	ON SCH	
54	SECL	DIPKA EXPN	OC	40.00	5241.4	31-03-2029	31-03-2029	2062.53	ON SCH	
55	SECL	PORDA CHIMTAPANI	OC	10.00	2310.12	31-03-2029	31-03-2029	0.00	ON SCH	
56	MCL	ANANTA EXPN.PH-III	OC	15.00	228.01	31-03-2012	31-03-2022	314.71	10	Delay in FC due to delayed grant of NoC from

SL. NO.	SUB	PROJECT	TYPE	TOTAL CAPCT (MTY)	SANC. CAPITAL (CRS)	SCH DT OF COMP	ANT DT OF COMP	Total Exp. (till Sep'22) (Rs. Crs)	SCH & DELAY (Yrs)	REASON OF DELAY
										Gramsabha, identification of CA site and Construction of SILO. **Completion criteria achieved**.
57	MCL	BALARAM EXPN	OC	15.00	3504.21	31-03-2029	31-03-2029	621.10	ON SCH	
58	MCL	SIARMAL	OC	40.00	5194.96	31-03-2026	31-03-2026	2803.49	ON SCH	MDO Project
59	MCL	BHARATPUR REORGANISATION	OC	20.00	2838.87	31-03-2029	31-03-2029	1355.66	ON SCH	
60	MCL	BASUNDHARA WEST EXTN.	OC	7.00	479.15	31-03-2019	31-03-2024	251.37	5	Delayed due to EC and FC for 227.61 Ha forest land.
61	MCL	GARJANBAHAL	OC	10.00	1375.38	31-03-2021	31-03-2025	734.16	4	Issues in execution of major Infrastructure like Barpali Railway Bulb.
62	MCL	LAKHANPUR BELPAHAR LILARI	OC	30.00	2434.75	31-03-2027	31-03-2027	934.51	ON SCH	
63	MCL	HINGULA-II EXPN.PH-III	OC	15.00	479.53	31-03-2013	31-03-2024	872.84	11	Delay in forest diversion & EMP clearance, development of R&R Site at Kochianali & delay in construction of SILO.
64	MCL	KULDA EXPN	OC	5.00	348.16	31-03-2018	31-03-2025	157.39	7	Delay in construction of SILO at Barpali Bulb.
65	MCL	GOPALJI KANIHA EXPANSION	OC	30.00	8416.19	31-03-2028	31-03-2028	1280.16	ON SCH	
66	MCL	BHUBANESWARI EXPANSION	OC	40.00	3145.45	31-03-2031	31-03-2031	831.82	ON SCH	
67	MCL	SUBHADRA	OC	25.00	2623.69	31-03-2031	31-03-2031	543.46	ON SCH	MDO Project
68	MCL	IB-VALLEY WASHERY	WSRY	10.00	392.76	31-04-2020	31-10-2022	362.99	2	Initially, due to delay in handover of land. But, due

SL. NO.	SUB	PROJECT	TYPE	TOTAL CAPCT (MTY)	SANC. CAPITAL (CRS)	SCH DT OF COMP	ANT DT OF COMP	Total Exp. (till Sep'22) (Rs. Crs)	SCH & DELAY (Yrs)	REASON OF DELAY
										to COVID-19 restrictions the project is further delayed.
		TOTAL		**868.08**	**120522.9**			**32224.98**		

Note: Capital Expenditure is provisional - source – PS Module of ERP except for projects of **MCL**.

9.2 PROGRESS OF MAJOR ONGOING PROJECTS OF SCCL

There are 15 Ongoing Projects in SCCL as on 30.09.2022 costing Rs. 20.00 Cr. and above. The Progress in construction of these Projects is furnished hereunder:

Sl. No.	Name of the Project	Sanctioned Capital (Rs. Cr.)	Capacity (MTPA)
1	Srirampur OCP - II Expn.	272.73	3.50
2	RCE of Indaram OCP	349.28	1.20
3	RCE of Kondapuram UG (Outsourcing)	56.88	0.70
4	RCE of Ramagundam OCP - II Extn.	489.62	4.00
5	RCE of Kistaram OCP	164.04	2.00
6	RCE of JVR OCP – II	473. 22	10.00
7	Kasipet - 2 Incline	60.18	0.47
8	RCE of KK OCP	384.32	1.75
9	RCE of KTK OCP - II	442.42	1.25
10	KTK OCP - III	413.84	2.50
11	Godavarikhani Coal Mine (No.2 & 2A and No. 5)	438.98	3.00
12	Naini Coal Mine	494.30	10.00
13	Venkatesh Khani Coal Mine	484.51	5.30
14	Goleti Opencast Mine	345.60	3.00
15	JK Opencast Mine	297.88	2.00

1. SRIRAMPUR OCP-II (Expansion) :

	A) Date of sanction	: FR : 20.10.2004 & RFR : 06.01.2006 : RCE : 16.10.2015 & RCE : 04.11.2016
	B) Financial Progress:	
	1) Sanctioned capital	: RFR : Rs. 88.47 Cr. & RCE - I : Rs. 322.98 Cr. : RCE - II : Rs. 272.73 Cr.
	2) Total Capital Outlay	: Rs. 384.33 Cr.
	3) Cumulative expenditure up to Sep, 2022	: Rs. 153.75 Cr. (Provisional)
	4) Now anticipated cost	: Rs. 272.73 Cr.
	5) Status of RCE/RFR	: RCE - II approved on 04.11.2016.
	C) Physical Progress:	
	1) Ultimate Capacity	: FR: 1.50 MTPA, RFR : 2.50 MT PA & RCE: 3.50 MTPA
	2) Anticipated year of completion	: 2023-24
	3) Production in 2022-23 up to Sep, 2022	: 1.40 MT
	4) Overburden removal in 2022-23 up to Sep, 2022	: 9.14 M Cum
	D) General Status in brief as on 30.09.2022:	
	1. **Forest Land (100.82 Ha)**: Obtained on 10.07.2009.	

	2. **Forest Land (162.45 Ha):** On 27.10.'17, application uploaded. On 27.01.'21, FAC conducted & issued Stage-1 on 12.03.'21. Rs. 32.57 Cr. Deposited on 25.04.2022 for NPV etc. Stage-I Compliance report submitted to FDO, MNCL on 25.05.2022. DFO, MNCL submitted Compliance report to CF, Nirmal on17.06.2022 & CF, Nirmal submitted Compliance report to PCCF, Hyd. on 22.06.2022. PCCF forwarded the Compliance report to State Govt. on 05.08.2022. State Govt. forwarded the Compliance report to MoEF & CC on 16.08.2022. MoEF & CC sought EDS on 19.09.2022 on certain points. The relevant data for point No. IV is submitted to DFO, MNCL on 30.09.2022.
	3. **EC**: ToR obtained on 23.01.2018 @ 3.50 MTPA, PH conducted on 19.09.2018. Revised Form-II submitted on 02.11.2021. EAC held on 17.11.2021. EAC minutes received on 01.12.2021& ADS sought. ADS reply to be submitted.
	4. **Diversion of Private Land (50.21 Ha):** Requisition submitted in Oct, 2017. Enjoyment & SES completed for 154 houses. On 18.08.2022, Tahsildar, Jaipur forwarded the proposal to RDO, MNCL for publication of PN @ Ac. 114-14gts, leaving Ac.10-00gts of structures land.
	5. **Non-Forest Land acquisition (Thallapalli, Singapuram, Guthedarpalli & Ramaraopet Villages**):
	6. **Thallapalli (Ac. 60-08½gts) for dump area**: PN published on 17.07.2019. PD published on 19.03.2020. DC, MNCL extended LA proceedings for further 12 months upto 17.03.2022. Award Enquiry conducted on 28.10.2021. Award passed on 17.01.022 for an extent of Ac.60-18 ½gts. Rs.12.00 Cr. cheque handed over to RDO, MNCL for payment to Thallapalli villagers peradu land compensation & amount to be disbursed. Peradu land compensation was revised & DC, MNCL approved. Revised demand notice received for which Note to be initiated.
	a. **Singapuram:** Ac. 505-12gts (Agricultural Patta Land) for quarry area, Ac. 131-16gts (Structured Patta Land) for dump area Ac. 312-03gts (Assigned Land) for dump area: **Completed.**
	b. **Ramaraopet & Guthedarpalli for quarry area**: Ac. 49-07gts (Assigned land): **Completed.**
	c. **NF land (48.92 Ha) for expansion project**: Requisition is to be submitted.
	d. **R&R: Thallapalli-800, Singapur-963, Guthedarpalli-136, Total PDFs =1899 & 1899 allotted.**
	e. **R&R of Thallapalli village (800 PDF):** 800/800 plots allotted. **Completed.**
	f. **R&R of Singapur & Guthedharpalli villages (963 PDF in Singapur & 136 PDF in Guthedarpalli): Singapur:** 963 plots allotted. **Guthedarpally:** 136 - plots allotted. **Completed.**
	g. **R&R Dubbapalii (120 PDF):** Action is to be initiated.
	7. **Drilling of 6 Nos. large dia. (24") boreholes: Completed** & two 300 HP pumps working.
	8. **CHP:** All works completed & PWWLS commissioned on13.01.2020.
	9. **Rly. Line to STPP (21.175Km**): Single track line completed. 1st coal load taken on 01.08.2018.
	10. **OBR:** OBR commenced from 01.06.2013.
	11. **Coal Production:** Production from the projects has started from 1.08.2013 1. 2016-17 = 2.03 MT 2. 2017-18 = 2.57 MT 3. 2018-19 = 2.98 MT 4. 2019-20 = 2.97 MT 5. 2020-21= 2.09 MT 6. 2021-22= 2.77 MT

2. INDARAM OCP PROJECT:

	A) Date of sanction	: 04.07.2011 & RCE: 19.8.2017
	B) Financial Progress:	

		1) Sanctioned capital	: Rs. 162.76 Cr. & RCE: Rs. 349.28 Cr.
		2) Total Capital Outlay	: Rs. 358.43 Cr.
		3) Cumulative expenditure up to Sep, 22	: Rs. 333.38 Cr. (Provisional)
		4) Now anticipated cost	: Rs. 349.28 Cr.
		5) Status of RCE	: RCE approved on 19.8.2017.
	C) Physical Progress:		
		1) Ultimate Capacity	: 1.2 MTPA
		2) Anticipated year of completion	: 2022-23
		3) Production in 2022-23 up to Sep, 2022	: 0.88 MT
s		4) Overburden removal in 2022-23 up to Sep, 2022	: 6.45 M Cum
	D) General Status in brief as on 30.09.2022:		
	Project was held up due to Villagers & Political leaders are opposing the OC project. RCE is approved by Board on 19.08.2017, with changed parameters as socio-political atmosphere is improved. Project grounded during 2020-21.		
	1. **Mining plan:** Approved on 17.09.2017. Integrated (IK-OC & IK-1A) MP was approved by MoC on 23.09.2019.		
	2. **Environmental clearance:** Obtained for 1.50 MTPA (Peak) on 31.07.2008. Revised EC for 2.00 MTPA to be obtained. PH for IK - 1A (violation) conducted on 24.08.2021. Form-2 submitted on 10.02.2022. EAC held on 20.07.2022. Minutes received on 06.09.2022 & advised to submit undertaking & BG to grant EC.		
	3. **Private Land-Ac. 1031-26gts:** Requisition submitted on 02.11.2016. SD & Enjoyment survey completed by Sep'19. Valuation of Trees & Structures completed. On 28.12.2019, finalised rate/Acre. PD published on 23.12.2019. Fund of Rs. 232.89 Cr. deposited on 17.02.2020. Indaram - award passed to an extent of Ac. 616-27gts (except Endowment land Ac. 7-23gts, for the want of NoC from Hon'ble High Court). Tekumatla - award passed to an extent of Ac. 357-06½gts; Kachanpalli - award passed to an extent of Ac. 50-09½gts; Total Consent award passed to an extent of Ac. 1024-03gts.		
	4. **Diversion of 400Kv OHT lines (Power grid):** Funds deposited on 21.08.2020. Work commenced from 21.12.2020. Line shifting Completed and new line charged on 26.11.2021. Removal of old towers completed on 25.02.2022.		
	5. **Diversion of 400Kv OHT lines (TS Transco):** Completed**.**		
	6. **Bridge on Highway:** Work for construction of RUB commenced from 23.11.2019 & traffic diverted from 17.02.2020. Piling work completed. Raft for Bridge & Ramp side wall construction work is under progress.		
	7. **Embankment around Quarry**:. 2.70Km length bund, 0.6m depth bottom soil removed and 1.5m depth key trench completed along the Godavari River. Bund raised upto 838.50m RL from chainage 2200m to 4900m all along Godavari. NIT floated and work to be awarded for Stone pitching, turfing, rip rap, drains and WBM road etc.		
	8. **Drilling of large dia. BHs (3 Nos.):** Two Borehole completed, pumps erected & commissioned. 3rd BH, Drilling commenced from 14.08.2022 & 26" reaming completed.		
	9. **CHP (PWTLS):** Completed & inaugurated on 29.11.2021.		
	10. **P&M**: Required HEMM procured.		
	11. **Commencement of OBR:** OBR commenced from 15.05.2020.		
	12. **Commencement of Production**: Commenced from 29.10.2020 & achieved 1.00 MT in 2020-21. 1.50 MT in 2021-22.		

3. RCE OF KONDAPURAM UNDERGROUND MINE:

	A) Date of sanction/ RCE	: 19.12.2008/ 11.03.2016
	B) Financial Progress:	

		1) Sanctioned capital(up to construction period) RCE	: Rs. 293.11 Cr. (Department option) : Rs. 56.88 Cr.(Outsourcing option)
		2) Total Capital Outlay	: Rs. 447.21 Cr.
		3) Cumulative expenditure up to Sep, 22	: Rs. 197.64 Cr. (Provisional)
		4) Now anticipated cost	: Rs. 293.11 Cr. (Department option) : Rs. 56.88 Cr. (Outsourcing option
		5) Status of RCE	: Approved on 11.03.2016
	C) Physical Progress:		
		1) Ultimate Capacity	: 0.70 MTPA
		2) Anticipated year of completion	: 2023-24
		3) Production realization in 2022-23 up to Sep, 2022	: 0.00 MT
	D) General Status in brief as on 30.09.2022:		
	1. **Mining plan:** Approved on 02.11.2018.		
	2. **Environmental clearance:** Obtained on 05.03.2010 @ 0.54 MTPA & for obtaining 0.92 MTPA, EPH is to be conducted.		
	3. **Forest Land:** 477.03 Ha (UG rights): Obtained on 18.5.2015.		
	4. **Forest land:** 10.50 Ha (Surface rights): Obtained on 06.01.2016.		
	5. **Drivage of Punch entries:** Completed.		
	6. **Power Supply:** Power line and Substation (33/3.3KV): Completed.		
	7. **Installation of Conveyors:** Gear Head (55Kw) and cross belt (22Kw): Completed.		
	8. **P&M:** LHDs (2 Nos.) received and commissioned. Diverted to GDK 1&3 and Adriyala (one each).		
	9. **Approach road to Mine entries:** Work commenced from 16.08.2019 & completed.		
	10. **Drivage of Inclines:** Open excavation & arching: Completed.		
	11. **Tunnels:** Drivage of tunnels completed & galleries drivage is under progress.		
	12. **Commencement of Production:** Production through punch entries commenced from 11.07.2015. At present work stopped.		
	13. **Infrastructure:** Agent/Manager office, work is under progress. Other buildings completed.		
	14. **In-door and outdoor Sub –Station:** Completed.		
	15. **CM**: LOI issued on 11.08.2018. CM operations commenced from 30.10.2019 at punch entry district. At present work stopped.		
	The project was delayed due to delay in Diversion of forest land.		

4. RCE of RAMAGUNDAM OC-II EXTENSION PROJECT:

	A) Date of sanction		: FR: 30.12.2009 & RCE: 16.11.2015
	B) Financial Progress:		
		1) Sanctioned capital	: FR: Rs. 418.97 Cr.; RCE: Rs. 489.62 (Excluding WDV of existing facilities for Rs. 155.43 Cr. & actual exp. of Rs. 57.98 Cr.)
		2) Total Capital Outlay	: FR: Rs. 896.32 Cr. & RCE: Rs. 1200.04 Cr.
		3) Cumulative expenditure up to Sep, 2022	: Rs. 330.60 Cr. (Provisional)
		4) Now anticipated cost	: Rs. 489.62 Cr.
		5) Status of RCE	: RCE is approved on 16.10.2015.
	C) Physical Progress:		
		1) Ultimate Capacity	: 4.00 MTPA
		2) Anticipated year of completion	: 2022-23.
		3) Production in 2022-23 up to Sep, 2022	: 0.82 MT
		4) Overburden removal in 2022-23 up to Sep, 2022	: 11.42 M Cum

	D) General Status in brief as on 30.09.2022:
	1. **Forest Land (333.48Ha.): Completed.**
	2. **EC:** Obtained for 4.50 MTPA (peak) on 27.04.2010.
	3. **Non Forest land (1525-47 Ha):** Land acquired - 1102.42 Ha. Land to be acquired - 423.05 Ha.
	4. **R&R: Rachapalli-572, Akkepalli-780, Ladnapur-721, Vakeelpalli-202, Adivarampet-200, Budavarampet-800: Total=3275.** **Rachapalli Ladnapur & Akkepalli villages**: SES was conducted for Rachapalli, Ladnapur & Akkepalli villages and draft SES published. SES for Akkapalli is completed. **R&R center for Rachapalli PDF**: Govt. & Govt. assigned land @ Ac. 283-00gts at Bittupalli was acquired for R&R Centre. Development completed in phase-I for 734 plots. 488 Plots were allotted to Rachapally PDF and 574 PDF were paid R&R package @ Rs. 7.61 Lakh. 498/506 houses were vacated. The remaining 08 are to be vacated, which are expected in Oct, 2022. Development works in Phase-II for allotment of plots to Akkepally PDF are under progress.
	5. **R&R Center for Ladnapur PDF:** R&R site identified at Centenary Colony. Development works are under progress. Plots allotted to 602 PDF & R&R package paid to 698 PDF @ Rs. 7.61 Lakh out of 721 PDF up to July'22.
	6. **Adivarampet & Budavarampet villages**: SES to be conducted for Adivarampet & Budavarampet villages. But villagers are not co-operating for enumeration and SES. However this land is required at later stages of the project.
	7. **Diversion of L-6 Canal (Phase-I):** Diversion completed.
	8. **Manthani Road Diversion:** Diversion will be taken up after land acquisition and shifting of Ladnapur Village.
	9. **OBR:** OB removal is in progress.
	10. **Coal Production:** Coal production commenced from 01.01.2010. 1. 2010-11=3.25 MT 2. 2011-12=2.14 MT 3. 2012-13=1.05 MT 4. 2013-14=0.73 MT 5. 2014-15=0.70 MT 6. 2015-16=1.50 MT 7. 2016-17=1.86 MT 8. 2017-18=1.93 MT 9. 2018-19=2.16 MT 10. 2019-20=2.37 MT 11. 2020-21=2.52 MT 12. 2021-22=3.23MT
	In view of abnormal increase in cost of land and R&R, RCE is approved on 16.10.2015.

5. RCE of KISTARAM OCP:

	A) Date of sanction		: FR : 01.11.2010 & RCE: 04.03.2017
	B) Financial Progress:		
		1) Sanctioned capital	: Rs. 242.29 Cr. & RCE: Rs. 164.04 Cr.
		2) Total Capital Outlay	: Rs. 143.90 Cr.; RCE: Rs. 360.33 Cr.
		2) Cumulative expenditure up to Sep, 2022	: Rs. 130.80 Cr. (Provisional, after REC of Rs. -76.15 Cr.)
		4) Now anticipated cost	: Rs. 164.04 Cr.
		5) Status of RCE	: RCE approved on : 04.03.2017
	C) Physical Progress:		
		1) Ultimate Capacity	: 2.00 MTPA
		2) Anticipated year of completion	: 2022-23
		3) Production in 2022-23 up to Sep, 2022	: 1.01 MT

		4) Overburden removal in 2022-23 up to Sep, 2022	: 5.22 M Cum
	D) General Status in brief as on 30.09.2022:		
	1. **Mining plan**: Obtained on 21.03.2014.		
	2. **Mining lease:** Prior approval given by MoC on 21.03.2014. State Govt. issued GO on 05.07.2019.		
	3. **Environment clearance:** Obtained for 2.00 MTPA on 18.06.2019. CFE obtained on 20.07.2019. CFO obtained on 18.10.2019.		
	4. **Forest Land (285.44Ha):** State Govt. issued GO on 20.05.2019.		
	5. **Non - Forest Land Requisitioned: Private land (Ac. 91-29gts):** PN published on18.12.2017. Possession taken for Ac. 85-16gts as on 31.01.2021. Ac. 06-13gts-Possession taken in July'22.		
	6. **Govt. land (Ac. 106-35gts+ Ac. 79-30gts.):** Requisition submitted on 27.03.2015. SD & enjoyment survey completed. Possession taken for Ac. 152-12¼gts as on 31.01.2021. Tank/Road/Sikam Land (free from encroachment) - Ac. 20-05¾gts. Ac. 5-11gts- Possession taken in July'22. Ac. 18-20gts - Balance land (disputed land). SDC inspected site on 17.03.2020. PN published on 07.07.2020. Award enquiry completed on 02.9.2020. On 28.12.2020, amount disbursed to land owners. Possession given on 05.07.2021.		
	7. **R&R details (160 PDF):** R&R site is identified at Cherukupalli. SES completed on 01.02.2018. Draft R & R Plan is to be prepared and to be published. PN published on 22.10.2018. Award enquiry completed. DLNC Meeting held on 16.04.2019 at O/o Collector, KMM & compensation finalised @ Rs. 16.50 Lakh/Acre for Ac. 14.05gts. On 15.05.2019, demand received from Collector for Rs. 2.43 Cr. & money disbursed to land owners on 11.06.2019. Possession of land taken on 04.07.2019 & tenders awarded for development works. Site leveling work is in progress. Draft R&R plan published in the village on 01.09.2020. Gramasabha conducted on 18.09.2020. R&R plan approved on 13.11.2020. Development works are in progress. R&R package @ Rs. 7.61 Lakh/PDF paid in Aug'21 for 165 PDF. Construction of Houses by PDF is in progress. Jagannadhapuram Village vacated & Land handed over to SCCL in July, 2022.		
	8. **Power supply arrangement:** Rs. 48.00 Lakh deposited to TSNPDCL & temporary power charged on 06.01.2020. Rs. 4.50 Cr. deposited on 14.10.2019 for dedicated power supply from Penuballi 33Kv Substation to JVR OCPs, Kistaram OCP and SCCL Quarters. Contract awarded by TSNPDCL & Work completed in Mar, 2022.		
	9. **OBR:** OBR Commenced from 18.10.2019.		
	10. **Coal Production:** Commenced from 15.02.2020 & achieved is; **8** 2019-20 - 0.19 MT **9** 2020-21 - 1.38 MT **10** 2021-22 – 2.00 MT		

6. RCE of JVR OCP II:

	A) Date of sanction		: FR : 04.07.2011 & RCE: 26.08.2016; RCE II: 13.03.2019
	B) Financial Progress:		
		1) Sanctioned capital	: Rs. 437.51 Cr. & Rs. 473.22 Cr. (RCE II)
		2) Total Capital Outlay	: Rs. 1261.65 Cr.
		2) Cumulative expenditure up to Sep, 2022	: Rs. 427.66 (Provisional, after REC of Rs. -789.33 Cr.)
		4) Now anticipated cost	: Rs. 473.22 Cr.
		5) Status of RCE/RFR	: Approved on 26.08.2016
	C) Physical Progress:		
		1) Ultimate Capacity	: 10.00 MTPA
		2) Anticipated year of completion	: 2022-23

		3) Production in 2022-23 up to Sep, 2022	: 3.87 MT
		4) Overburden removal in 2022-23 upto Sep, 2022	:19.34 M Cum
	D) General Status in brief as on 30.09.2022:		
	1.	**Mining Plan:** MP for 10 MTPA was approved on 11.02.2019.	
	2.	**Environment Clearance**: EC for 10 MTPA obtained on 11.10.2021.	
	3.	**Mining lease:** Obtained on 03.11.2016.	
	4.	**Forest Land (776.20Ha):** Stage II on 30.5.2017. State Govt. issued G.O on 07.07.2017.	
	5.	**Non Forest land (686.80 Ha as per RCE): Private Land - 563.45 Ha & Govt. land – 123.35 Ha. Acquisition of Private land (Ac. 94-07gts. of Kistaram (dump yard):** Completed.	
	6.	**Acquisition of Private land (Ac. 489-04gts. of Kommepalli):** Tahsildar, Sathupalli has handed over Ac. 489-04gts to SCCL on 24.09.2021 by Panchanama. Physical possession taken. Dozing completed. Trench made around the Area.	
	7.	**Kommepalli Village Site (Ac 23-07gts) R&R:** Completed**.**	
	8.	**Govt. land (Ac 304-27gts):** Ac. 260-26gts land is under possession of SCCL. Remaining land is required at later stages.	
	9.	**R&R details (229 PDF) (Kommepalli):** Completed.	
	10.	**CHP: Conventional CHP:** Work commenced from 18.04.2019. 2/3 streams commissioned & 1 stream is under progress. Hiring of mobile crushers: Machine commissioned on 11.11.2019.	
	11.	**Construction of CHP under EPC mode:** Erection completed & commissioned on 28.05.2022.	
	12.	**Railway line between Bhadrachalam Road to Sattupalli (53.20Km &Rs. 704.31 Cr.):** Railway line completed & commissioned on 28.05.2022.	
	13.	**OBR:** OB removal commenced from 1st Sept, 2017.	
	14.	**Coal Production:** Production commenced from 31.10.2017. 1. 2017-18 = 0.75 MT 2. 2018-19 = 2.96 MT 3. 2019-20 = 4.83 MT 4. 2020-21 = 4.76 MT 5. 2021-22 = 7.35 MT	

7. <u>KASIPET – 2 Incline:</u>

	A) Date of sanction		: FR : 04.07.2011
	B) Financial Progress:		
		1) Sanctioned capital	: Rs. 60.18 Cr.
		2) Total Capital Outlay	: Rs. 57.86 Cr.
		2) Cumulative expenditure up to Sep, 22	: Rs. 57.86 Cr. (Provisional)
		4) Now anticipated cost	: Rs. 60.18 Cr.
		5) Status of RCE/RFR	: Not required.
	C) Physical Progress:		
		1) Ultimate Capacity	: 0.47 MTPA
		2) Anticipated year of completion	: 2023-24
		3) Production in 2022-23 up to Sep, 2022	: 0.03 MT
	D) General Status in brief as on 30.09.2022:		
	1.	**Mining Plan**: Approved on 01.01.2015.	
	2.	**Environment Clearance:** Obtained for 0.47 MTPA on 11.05.2015.	
	3.	**NF Land required (33.08 Ha.).** Completed.	
	4.	**Tunnels: Completed @ 211.30m & 226.60m**. Coal production commenced from 23.01.2019.	
	5.	**Power supply: –** Completed	
	6.	**Surface infrastructures:** Completed by Aug'19.	

7.	**Surface Bunker:** Work commenced from 11.12.2017 & completed**.**
8.	**Sinking of Air Shaft (61m):** Completed in Apr'21.
9.	**Construction of Fan house & erection of Fan:** Construction of fan house is under progress.
10.	**Stowing Plant:** Action to be initiated at later stages.
11.	**Road Diversion:** Completed.
12.	**Coal production:** Coal production **c**ommenced from 23.01.2019 & achieved is; 1. 2019-20 - 0.043 MT 2. 2020-21 - 0.05 MT. 3. 2021-22 – 0.07 MT

8. RCE OF KK OCP:

A) Date of sanction FR/ RCE		: FR/RCE : 24.07.2012/ 11.03.2016
B) Financial Progress:		
	1) Sanctioned capital FR/RCE	: Rs. 417.33 Cr./ Rs. 384.32 Cr.
	2) Total Capital Outlay	: Rs. 493.18 Cr.
	2) Cumulative expenditure up to Sep, 2022	: Rs. 173.26 Cr. (Provisional)
	4) Now anticipated cost	: Rs. 384.32 Cr.
	5) Status of RCE/RFR	: RCE approved on 11.03.2016.
C) Physical Progress:		
	1) Ultimate Capacity	: 1.75 MTPA
	2) Anticipated year of completion	: 2023-24
	3) Production in 2022-23 up to Sep, 2022	: 0.72 MT
	4) Overburden removal in 2022-23 up to Sep, 2022	: 7.11 M. Cum
D) General Status in brief as on 30.09.2022:		
1.	**Mining Plan:** Approved on 25.11.2014	
2.	**Mining Lease:** Covered under NGML valid for further 20 years.	
3.	**Environment Clearance**: Obtained for 2.00 MTPA (peak) on 19.03.2015.	
4.	**NF Land required (Ac. 1999-32gts as per FR**): Acquired: Ac. 1516-06gts, Balance to be acquired: Ac. 483-26gts A) **Ac.121.26gts:** PN & PD published. Tahsildar, Kasipet submitted spot inspection report & stating that only an extent of Ac.76-25gts. (Out of 121-26) is under occupation of the individuals. Ex-gratia fixed @ 3,00,000/- per Acre and Proceedings sent to DC, MNCL on 22.01.2022 by the RDO, BPA. Award passed on 07.07.2022 (LA Act-2013 by considering Sec.3(r) (iii) of RFCTLARR Act.2013 for Rs.5,45,07,456/-). Note initiated for approval of the funds. B) **Ac. 60-30gts:** Tahsildar, Kasipet submitted spot inspection report & stating that only an extent of Ac. 60-30gts. is under occupation of the individuals. PN published on 01.02.2022. PD proposals submitted to the Dist. Collector and the same was approved on 24.06.2022. PD published on 03.07.2022. Award enquiry conducted on16.09.2022. Award to be passed on or before 02.07.2023.	
5.	**Status of R&R of Dubbagudem Village (Patta Land Ac. 25-33gts - 410 PDF):** Enjoyment & SES completed on 22.05.2019 (Structures land: Ac. 8-20gts & Agriculture land: Ac.17-13gts i.e. Total land = Ac. 25-33gts & Total houses-243). PN published on 08.02.2020 for Ac. 08-20gts of structures land & on 24.03.2020, for agriculture land of Ac.17-13gts. PD published on 02.04.2021 for Ac.17-13gts & Ac. 08-20gts on 20.06.2021. Award enquiry conducted on 23.11.2021. Houses estimation report submitted to RDO, BPA, EE(R&B), MNCL for scrutiny on 07.02.2022. On 29.03.2022 & 30.03.2022. House estimations are verified by the JEE, R&B, MNCL. On 25.02.2022, EE.R&B, MNCL submitted the structure estimated values of Dubbagudem to RDO, BPA. Structures Award for Ac. 08-20gts passed on 12.08.2022 @ Rs. 23,65,46,912/- Agricultural land Award for Ac. 17-13gts passed on 30.09.2022 @ Rs.1,20,34,916/- Funds to be deposited to RDO, BPA.	

6.	**Development of R&R centre (Ac. 32-06gts) at Peddanapally Village for Dubbagudem 410 PDF:** Award passed on 17.05.2021 and land handed over to SCCL. RDO, BPA requested the GM, MM on 25.10.2021 to furnish the Layout Map of Plots with an extent of 200 Sq.yds for distribution to the each PDF of Dubbagudem village. The Layout map submitted to the RDO, BPA for onward transmission to Grampanchyath authorities. On 24.12.2021 a Gramasabha was conducted at Dubbagudem village in the supervision of the Addl. Collector, MNCL, RDO, BPA & GM, MM and constituted the R&R committee to finalized the process of R&R Scheme. The villagers of the Dubbagudem has requested to the Addl. Collector to allot the land to an extent of 240 yards (02 Guntas) for each family. RDO, BPA requested GM, MM on 24.03.2022 to furnish layout plan @ 240 Sq. Yards for each PDF for distribution. Accordingly GM MM submitted layout plan on 28.03.2022. Primary works at R&R centre was started for allotting the plots along with all the amenities to the PDF of Dubbagudem village as per the orders received from Addl. Collector, MNCL on 17.05.2022. Leveling/Dozing of R&R site is completed.
7.	**Diversion of Road (5.48 Km) Part-A:** Bridges and road work completed in Dec'21
8.	**Diversion of Road (5.57Km) Part-B** - R&B awarded the work & commenced from 04.11.2020. Work is under progress.
9.	**Procurement of HEMM**: Required HEMM procured.
10.	**OBR:** OB removal commenced from 21.04.2017.
11.	**Coal Production:** Coal production commenced. 1. 2017-18 = 1.01 MT 2. 2018-19 = 0.80 MT 3. 2019-20 = 1.75 MT 4. 2020-21 = 1.34 MT 5. 2021-22 = 1.76 MT

9. <u>KTK OC-2:</u>

A) Date of sanction		: FR : 14.05.2015, RCE: 19.8.2017
B) Financial Progress:		
	1) Sanctioned capital	: Rs. 427.46 Cr. RCE: 442.42 Cr.
	2) Total Capital Outlay	: Rs. 368.23 Cr.
	3) Cumulative expenditure up to Sep, 22	: Rs. 129.96 Cr. (Provisional)
	4) Now anticipated cost	: Rs. 442.42 Cr.
	5) Status of RCE/RFR	: RCE approved on 19.8.2017
C) Physical Progress:		
	1) Ultimate Capacity	: 1.25 MTPA
	2) Anticipated year of completion	: 2023-24
	3) Production realization in 2022-23 up to Sep, 2022	: 0.46 MT
	4) Overburden removal in 2022-23 up to Sep, 2022	: 8.09 M. Cum
D) General Status in brief as on 30.09.2022:		
1.	**Mining plan**: Approved on 26.07.2016.	
2.	**Environment clearance**: Obtained for 1.50 MTPA (peak) on 26.10.2016.	
3.	**NF Land required (668.23 Ha.).** 594.65 Ha is under possession. **Govt. Land (Ac. 55-03gts) –Required for R&R:** Survey is to be taken up **Govt. Land (Ac. 23-25gts) -** PN published on 14.01.2022. **Pvt. Land (Ac. 75 - 21gts) -:** PN published on 14.01.2022.	
4.	**R & R Status (922 PDF and 125 PAF):** Gaddiganipalli, Faqeergadda & Balajinagar villages have to be rehabilitated. Note approved by competent authority for R&R at 80 Acres land in Survey No.134 behind the new 1000 Quarters, 8-Incline colony.	
5.	**Power supply arrangement (33 Kv line)**: New H.T line commissioned and charged.	

	6. **Diversion of Nallah: Completed**.
	7. **Diversion of road**: **Completed**.
	8. **CHP construction: Completed.**
	9. **Procurement of HEMM**: Required HEMM procured.
	10. **OBR:** OB removal commenced by contractor from 01.09.2017.
	11. **Commencement of Production:** Coal production commenced from 22.02.2018. 1. 2017-18 = 0.34 MT 2. 2018-19 = 0.65 MT 3. 2019-20 = 1.27 MT 4. 2020-21 = 1.14 MT 5. 2021-22 = 1.18 MT

10. <u>KTK OC III</u>:

	A) Date of sanction	: 04.03.2017
	B) Finan B) Financial Progress:	
	1) Sanctioned capital	: Rs. 413.84 Cr.
	2) Total Capital Outlay	: Rs. 530.83 Cr.
	3) Cumulative expenditure up to Sep, 2022	: Rs. 346.94 Cr. (provisional).
	4) Now anticipated cost	: Rs. 413.84 Cr.
	5) Status of RCE/RFR	
	C) Physical Progress:	
	1) Ultimate Capacity	: 2.50 MTPA
	2) Anticipated year of completion	: 2023-24
	3) Production in 2022-23 up to Sep, 2022	: 0.28 MT
	4) Overburden removal in 2022-23 up to Sep, 2022	: 6.49 M. Cum
	D) General Status in brief as on 30.09.2022:	
	1. **Mining plan**: Approved on 19.11.2018.	
	2. **Mining lease (422.69 Ha NCBA):** State Govt. issued LoI/Memo on 10.07.2020.	
	3. **Environment clearance:** Obtained for 3.75 MTPA for OC & 0.48 for UG (peak) on 27.04.2020.	
	4. **Non forest land acquisition:** Ac. 411-01½gts is under utilisation from May'21. **Ac. 440-14gts:** Ac. 424-16.5gts award passed & taken into possession. Award to be passed for Ac. 15-37.5gts. **Ac. 522-35gts:** PN published on 01.07.2021. Declaration published for Ac. 508-30gts on 08.01.2022. Award passed for Ac. 375-10.5gts up to Aug, 2022. Balance Ac.133-19.5gts award to be passed.. **Ac. 333-26gts:** PN published on 12.02.2022. Declaration published on 15.07.2022 & total amount deposited with RDO, Bhupalpalli. Award passed for Ac. 287-13gts & Balance Ac.18-15.5gts award to be passed.. **Ac. 1051-14gts:** Requisition submitted to DC, Jayashankar Bhupalpalli on 26.03.2022.	
	5. **R&R:** R&R of Madhavaraopalli @181 PDF completed & village handed over.	
	6. **CHP:** Erection of Mobile Crusher completed in Jan'21. Construction of permanent CHP (PWTLS) will be taken up later.	
	7. **Diversion of transmission line:** Work completed on 20.02.2020.	
	8. **Diversion of Road for Coal Transportation and Service road (1.80 KM)**: Completed in Jan'21.	
	9. **OBR:** OBR commenced from 15.07.2020.	
	10. **Coal production:** Commenced from 05.03.2021 & achieved 0.016 MT in 2020-21. 0.35 MT in 2021-22.	

11. Godavarikhani Coal Mine (No. 2 & 2A and No. 5):

	A) Date of sanction	: FR: 26.07.2019
	B) Financial Progress:	
	1) Sanctioned capital	: FR: Rs. 438.98 Cr.
	2) Total Capital Outlay	: Rs. 607.04 Cr.
	3) Cumulative expenditure up to Sep, 22	: Rs. 122.36 Cr. (Provisional)
	4) Now anticipated cost	: Rs. 438.98 Cr.
	5) Status of RCE	:
	C) Physical Progress:	
	1) Ultimate Capacity	: 3.00 MTPA
	2) Anticipated year of completion	: 2022-23
	3) Production in 2022-23 up to Sep, 2022	: 1.29 MT
	4) Overburden removal in 2022-23 up to Sep, 2022	: 15.51 M. Cum
	D) General Status in brief as on 30.09.2022:	
	1. **Mining plan:** Approved on 29.03.2019.	
	2. **Environment clearance:** EC issued on 01.12.2021.	
	3. **Mining Lease**: Available.	
	4. **Acquisition of Private land (Ac. 24-15gts required for Road & Nallah):** Possession taken on 28.01.2022.	
	5. **Acquisition of Private Land Ac. 53-26gts of Sundilla Village (for Quarry):** On 29.01.2019, requisition submitted to DC, Peddapalli. **Ac. 27-11gts:** SD & Enjoyment survey completed & PN to be published. **Ac. 26-15gts:** SD & Enjoyment survey completed & PN pending due to overlapping of village boundaries.	
	6. **Acquisition of Govt. land (Ac. 140-00gts) Ac. 78-01gts of Janagaon Village (for Ext. Dump) & Ac. 61-39gts of Mutyala Village (for Quarry & safe zone): Ac. 45-01gts:** Rs. 6.05 Cr. deposited with SDC, GDK. Award to be passed. SCCL requesting SDC to pass consent award in this LA case. **Ac. 33-00gts:** SD & Enjoyment Survey completed. Report awaited. **Ac. 61-39gts:** Enjoyment Survey completed & report is to be submitted by the MRO, Ramagiri to ADDL. Collector / SDC for taking decision, as the area is overlapping with adjacent village boundary.	
	7. **Govt. Land: Ac. 277-25gts is under ML at Janagaon and Sundila villages (for Quarry, Dump and safe zone):** The competent authority has granted in principle approval for payment to the un- authorized cultivators of SCCL mining lease lands @ Rs. 6.50 Lakh/Acre. On 01.04.2022, DC requested RDO, Manthani / SDC LAU, GDK for survey and identification of encroachers of mining lease land for payment of exgratia. 5 WPs was filed claiming compensation for SCCL mining lease lands/ SCCL Govt. lands High court granted STATUS QUO orders and the cases are pending.	
	8. **Diversion of Road:** Work is under progress.	
	9. **Diversion of Nallah:** Work awarded on 04.05.2019.Work commenced during Dec'19 & completed on 10.03.2022.	
	10. **Relocation of Main Magazine:** Location finalised near Upparlakesaram in SCCL land**.** Permission obtained from Chief Controller of Explosives, Chennai for construction of Magazine on 28.01.2021. Construction commenced from 22.04.2021.	
	11. **Diversion of 33Kv TSNPDCL OHT Line:** Work is under progress.	
	12. **Diversion of BSNL Tele Communication Cables:** To be taken up	
	13. **Shifting of 33Kv outdoor Sub-station:** Construction completed.	
	14. **Procurement of P&M:** Existing MOCP equipment will be utilized for some time.	
	15. **OBR:** Commenced from 01.02.2022.	

	16. **Commencement of Production**: Production commenced from 21.02.2022 & achieved 0.41 MT in 2021-22.

12. Naini Coal Mine:

	A) Date of sanction	: FR: 20.03.2020
	B) Financial Progress:	
	1) Sanctioned capital	: FR: Rs. 494.30 Cr.
	2) Total Capital Outlay	: Rs. 961.01 Cr.
	3) Cumulative expenditure up to Sep, 2022	: Rs. 282.84 Cr. (Provisional)
	4) Now anticipated cost	: Rs. 494.30 Cr.
	5) Status of RCE	:
	C) Physical Progress:	
	1) Ultimate Capacity	: 10.00 MTPA
	2) Anticipated year of completion	: 2023-24
	3) Production in 2022-23 up to Sep, 2022	: --- MT
	4) Overburden removal in 2022-23 up to Sep, 2022	: --- M. Cum
	D) General Status in brief as on 30.09.2022:	
	1. **Mining plan:** Approved on 29.03.2019.	
	2. **Environmental Clearance:** EC issued on 01.12.2021.	
	3. **Mining Lease**: 11(1) Notification uploaded in Gazette of India website on 26.06.2020. Thus the ML for the project is obtained.	
	4. **Acquisition of NFL (129.524 Ha):** SES completed in Nov'21 & report was submitted to DC, Angul on 21.01.2022. Enjoyment Survey is under progress from 06.06.2022.	
	5. **Diversion of FL (783.275 Ha):** Stage-I obtained on 28.07.2021. Rs 105.78 Cr. deposited in ADHOC-CAMPA towards NPV, CA charges, Afforestation in safety zone area and Regional wild life Management Plan. Stage-I compliance report forwarded to MoEF & CC on 18.12.2021. MoEF & CC has sought additional information (ADS) on 13.01.2022. In compliance to the ADS, plans & schemes for Plantation, SMC & CA in safety zone area has been submitted to DFO, Angul on 31.01.2022 for approval. Forest dept. is insisting for preparation of SMC measures though LiDAR survey and Wildlife /elephant Management plan by the Wildlife Institute of India. The SMC plan & the Wildlife/Elephant Management plan may take time. Hence on request of SCCL, Forest dept. accepted the undertaking & forwarded the EDS compliance to MoEF on 17.03.2022. An amount of Rs. 7.94 Cr. has been deposited in CAMPA towards SMC charges on 23.03.2022. MoEF & CC has once again sought an EDS on 19.04.2022 asking to submit the regional wildlife management plan as per condition A (9) of the stage-I condition. EDS submitted to MoEF & CC on 15.05.2022 through State Government. MoEF & CC raised 3rd EDS on 10.06.2022 to deposit 2.5% of project cost towards WLMP & SMC respectively and Rs. 25 Cr. paid on 04.07.2022 for the purpose. Compliance submitted on 14.07.2022. MoEF & CC raised 4th EDS on 31.08.2022 asking to submit undertaking in Stamp paper reg. handing over of 19871 Ha NFL to State Forest Dept., as per the commitment given by SCCL vide letter No. CMD/PS/H//129 Dt: 29.09.2020 along with Stage-I compliance. EDS compliance submitted to MoEF & CC on 28.09.2022.	
	6. **DPR Preparation for Railway siding (3.50Km) (Tentuloi to Naini):** FSR submitted to ECO Railways and the same has been approved on 23.03.2022. IRCON submitted the Draft DPR on 14.04.2022. As per the SCCL's suggestion, IRCON submitted revised DPR on 20.05.2022 to SCCL. Scrutinised DPR has been submitted to IRCON with few modifications for obtaining approval of ECO Rlys in May'22. On 22.08.2022, Sr. DOM, ECO Rlys has given observations on the ESP with directions to submit the compliance for further necessary action. Matter is under persuasion with IRCON.	

	7. **Chhendipada-Jarpada road (25Km) Strengthening:** R&B dept. has been requested to take up the strengthening of existing Chhendipada-Jarapada Road for coal transportation up to Jarapada & Handapa. Revised DPR is under preparation.
	8. **Strengthening of Chendipada-Nisha Road:** Matter is being pursued with R&B Department for strengthening of existing Chhendipada-Jarapada Road for utilizing for coal transportation up to Jarapada & Handapa
	9. **Consultant/design, supply, erection & commissioning of CHP (EPC):** Coal transportation is planned through trucks after crushing by Mobile crushers till MDO is finalised. Proposal for award of contract for coal transportation is under circulation at Corp. Enquiry for hiring of 500 TPH mobile crushers has been floated on 26.09.2022. The closing date of the enquiry is on 03.10.2022.
	10. **Diversion of Nallah:** NoC for Nallah diversion obtained on 29.03.2022. Approval obtained @ Rs 14.00 Cr. for taking up the work. Work to be taken up.
	11. **Temporary Power supply (3 MVA) arrangement:** TPCODL (JV of Tata power & Odisha Govt.) has agreed for supply of 3 MVA power with some augmentation in existing line to avoid problem of voltage drop in the circuit. The cost for line augmentation is estimated to be around RS 12.75 Cr. & funds sanctioned. TPCODL will take up the work of augmentation form Jarapada to Chhendipada on 100% deposit basis and the line from Chhendipada to Naini coalmine will be taken up by SCCL by awarding contract to TPCODL empanelled Contractor. TPCODL has agreed to provide 990 KVA power for Naini coalmine. Enquiry is under process for procurement, erection & commissioning of 990 KVA sub-station. Power arrangement will be completed by Oct'22. TPCODL has accorded permission for supply of 3 MVA power & Approval obtained for establishing 3 MVA sub-station.
	12. **Permanent Power supply arrangement for Naini (21 MVA) & New Pathrapara (30 MVA):** SR GM (CP), OPTCL submitted report on 30.06.2020, stating that the system is adequate for drawl of 21 MVA power form 220/33KV substation at Rengali (30Km from Naini Project). Officials of OPTCL and SCCL met the Tahsildar, Chhendipada to discuss regarding availability of land for establishing 220/33KV substation recently. Collector, Angul convened a meeting with the Project Proponents on 07.03.2022 to discuss on the matter. Establishment of power corridor may take some time.
	13. **68Km common Rail Corridor between Angul-Balaram- Putagadia-Jarapada:** Mahanadi Coal Railway Ltd., (MCRL), a JV company between MCL, IRCON & IDCO is constructing 68Km common Rail Corridor between Angul-Balaram- Putagadia-Jarapada for coal evacuation from various coal blocks in Talcher coal fields including Naini. Phase-I line between Angu-Balaram (14 Km) is likely to operationalize by Oct'22. MCRL deposited Rs 9.50 Cr. to LAO towards establishment charges to commence NFL acquisition for Phase-II line. Notification for acquisition of private land in Phase-II line (54Km) between Natada-Putagadia-Jarapada-Tentuloi published in Jun'22. Stage-I FC for phase-II line issued. MCRL submitted the Stage-I compliance on 01.06.2022. State Govt. published the Notification in news papers on 04.08.2022. MCRL rail corridor is expected to commission in 2025.
	14. **Temporary Coal Evacuation arrangement:** As a Temporary evacuation arrangement by road-cum-rail mode options are explored for utilizing/developing siding at nearby stations at Jarapada and Handapa. Committee consisting of GM (CHPs), GM(Civil), GM(F&A) & GM(Naini) visited Jarapada & Handapa sidings on 23rd & 24th Jul'22 for estimation of works and cost for operationalising the Jarapada & Handapa Sidings. Proposal for sanction of Rs 30.Cr developing/operationalising the Jarapada/ Handapa siding is under circulation at Corporate.
	15. **Exploration -130 BH (58 BH in NFL & 72 BH in FL) & GR Preparation:** Total 80 Nos. (FL - 41 Nos. & NFL 39 Nos.) of bore holes completed @ 16,500 meterage (ordered qty). Revised GR is under preparation.
	16. **OBR:** Commencement of OBR is expected from Dec'22.

17.	**Commencement of Production:** Coal production expected from Feb'23.

13. Venkatesh Khani Coal Mine:

A) Date of sanction		: 03.10.2020
B) Financial Progress:		
	1) Sanctioned capital	: Rs. 484.51 Cr.
	2) Total Capital Outlay	: Rs. 1423.65 Cr.
	3) Cumulative expenditure up to Sep, 22	: Rs. 70.69 Cr. (Provisional)
	4) Now anticipated cost	: Rs. 484.51 Cr.
	5) Status of RCE	: NA
C) Physical Progress:		
	1) Ultimate Capacity	: 5.30 MTPA
	2) Anticipated year of completion	: 2022-23
	3) Production in 2022-23 up to Sep, 2022	: --- MT
	4) Overburden removal in 2022-23 up to Sep, 2022	: --- M Cum
D) General Status in brief as on 30.09.2022:		
FR of Venkatesh Khani Coal Mine (Conversion of VK No. 7 & PVK No. 5 Inclines to OC in a phased manner and Amalgamation of GK OC Mine) was approved by SCCL Board of Directors on 03.10.2020, vide minute No. 555:5.6.		
1. **Mining plan:** Approved on 27.01.2020 by MoC.		
2. **Environmental clearance:** ToR granted on 28.10.2021. PH conducted on 19.04.2022. Final EMP is under preparation. CCR Inspection of 3 mines by IRO-Hyderabad, MoEF&CC completed on 11.07.2022 & Report received on 26.07.2022. Uploading of Form-2 is linked to obtaining Stage-1 FC.		
3. **Diversion of FL for Surface rights (649.3014 Ha):** Application submitted to PCCF on 28.02.2020. Survey of CA & Tree enumeration completed. On 08.10.2020, Advisor Forestry, CCF, DFO, KGM did site inspection. On 28.11.2020, FDO, KGM forwarded the proposal to DFO, Bhadradri Kothagudem. DFO forward to CCF on 28.11.2020 & CCF to PCCF on 04.12.2020 PCCF forward to State Govt. on 16.01.2021. State Govt. forwarded to MoEF & CC on 18.02.2021. On 08.03.2021 MoEF & CC sought certain info./clarification from state govt. On 17.04.2021, FDO, Paloncha and on 19.04.2021, FDO, Kothagudem sent EDS report to DFO, Kothagudem. CS, GoT issued non availability of CA land certificate on 03.06.2021 & the same was submitted to PCCF on 10.06.2021. On 29.06.2021, PCCF forwarded to State Govt. GoT cleared the file on 16.07.2021. Uploaded to MoEF (Parivesh) on 05.08.2021. Requested PCCF on 14.02.2022 for acceptance of Rehabilitated dumps of Medapalli OCP as CA land and also for Site Inspection by MoEF & CC. On 24.02.2022, DFO Peddapalli requested, GM. RG1 to furnish the vegetation data of sample plots. Again on 02/03/2022, DFO, Peddapalli requested GM.RG-1 to submit 0.1 Ha. Sample plot vegetation growth. On 28.03.2022, SCCL submitted reply to the DFO, Peddapalli regarding sample plots of rehabilitated dumps of MOCP as sought. CF, Peddapalli to forward report to PCCF regarding Proposed CA land at MOCP. On 05.04.2022, DFO, Peddapalli inspected proposed CA land (MOCP) wrt sample plots etc. On 11.04.2022, SCCL submitted detailed vegetation data report to the DFO regarding sample plots of proposed CA land at MOCP. Inspection report of proposed CA land (MOCP) forwarded by DFO to CF and CF to PCCF. The PCCF has forwarded to the State Government on 16.05.22 by accepting the Medipally OCP rehabilitated dumps of 650.59 Ha. Towards CA with certain conditions. The state Government forwarded to MoEF&CC, GoI on 24.05.2022. MoEF&CC sought EDS & advised RO for site inspection on 20.06.2022. EDS reply submitted to PCCF on 21.06.2022. RO site inspection completed on 04.07.2022 & report submitted on 04.08.2022. FAC held on 21.09.2022 for Stage-I & ADS sought.		
4. **Acquisition of Pvt. Land (1.86 Ha) for Road:** Land taken into possession in Apr, 2022.		

	5. **Acquisition of Govt. Land (25.75 Ha):** State Govt. granted SIA exemption. Alienation proposals submitted on 13.09.2021 to Secretary Energy Dept. Telangana. Possession handed over on 08.08.2022.
	6. **R&R (Maya Bazar & Vanama Nagar - 300 PDF):** State Govt. granted SIA exemption. Requisition submitted to DC on 27.04.2021. DGPS survey for boundary demarcation completed. Gramasabha was conducted on 30.10.2021. Socio economic survey completed from 11.11.2021 to 15.11.2021. On 24.02.2022, DC requested CCLA to allot 100 Sq. yards of land to 336 families in Sy. No. 143 in the SCCL surrendered land. On 30.06.2022, CCLA requested DC, KGM to furnish addl. Details. On 11.07.2022, DC advised RDO, KGM to furnish the relevant information, which is under process.
	7. **Diversion of Road KGM to VJA (NH 30, 5.00Km):** NH Authority is taking up the work & Rs. 22.50 Cr. deposited. Work awarded to M/s. Srinivasa Edifice Pvt. Ltd on 24.06.2021. Work commenced from 24.12.2021. Earth work completed & metal spreading is under progress.
	8. **Diversion of OHT lines, SAP, Telephone, OFC, VTS, Signal & communication lines:** Diversion of OHT lines is under progress. Estimation received from BSNL. Money deposited to BSNL on 28.01.2022. Tendering work is under process. SAP & VTS lines shifted. .
	9. **Shifting RCHP/ RLY Siding:** NIT floated on 02.04.2022 & under technical evaluation. **RLY Siding:** DPR submitted for approval to SCR on 07.10.21 by RITES. M/S RITES is identified as PMC agency & prepared detailed estimates of works to be taken up. NIT is under circulation for calling tender.
	10. **Shifting of Rudrampur Filter Bed**: Tender awarded on 27.07.2020 & work commenced from 23.10.2020. .
	11. **Diversion of Mission Bhagirada pipe line:** DE Mission Bhagiradha visited the site on 29.09.2020. Rs 1.25 Crore deposited to take up the work. Tender awarded in Aug'22. Work to be taken up.
	12. **Shifting GM office:** Work awarded @ Rs.5.59 Cr. on 19/03/2022 to PBR Project. Earth work completed. Note is under circulation for review to take a decision for construction of GM Office.
	13. **Shifting of Area Work shop:** Order issued on 08.07.2021 @ Rs.3.38 Cr. Work is under progress.
	14. **Commencement of OBR:** Expected from Dec'22.
	15. **Commencement of Production:** Expected from Feb'23.

14. <u>Goleti Opencast Mine:</u>

	A) Date of sanction	: 26.07.2021
	B) Financial Progress:	
	1) Sanctioned capital	: Rs. 345.60 Cr.
	2) Total Capital Outlay	: Rs. 397.87 Cr.
	3) Cumulative expenditure up to Sep, 22	: Rs. 29.53 Cr. (Provisional)
	4) Now anticipated cost	: Rs. 345.60 Cr.
	5) Status of RCE	: NA
	C) Physical Progress:	
	1) Ultimate Capacity	: 3.00 MTPA
	2) Anticipated year of completion	: 2024-25
	3) Production in 2022-23 up to Sep, 2022	: --- MT
	4) Overburden removal in 2022-23 up to Sep, 2022	: --- M Cum
	<u>D) General Status in brief as on 30.09.2022:</u>	

	Feasibility Report of Goleti Opencast Mine [Conversion of Goleti 1&1A Incline in to OC (up to 280m of UG Area) and amalgamation of Bellampalli Opencast II Expansion & Abbapur OCP], Bellampalli Area was approved by SCCL Board of Directors during meeting held on 26.07.2021.
	1. **Mining plan:** Approved on 18.11.2020 by MoC.
	2. **Environmental clearance:** EC is linked to BPA OC - II violation. Form – 1 of Goleti OC submitted on 23.02.2021. EDS-1 & EDS -2 issued and reply submitted EAC meeting held on 25.05.2021. EAC-Minutes issued on 07.06.2021 and the proposal was deferred. Meeting with MoEF & CC official held at Delhi on 17.06.2021 for clarification on Abbapur and BPA OCs. Informed that revalidation of Abbapur OC will be considered but show cause notice will be issued for BPA OC-II Exp, as it was not applied under violation category. Show cause notice issued on 28.07.2021 (received on 04.08.2021) & replied on 10.08.2021. Form-1 for Goleti OC was uploaded on 24.03.2022 under violation category (BPA OC-II). EAC for ToR held on 25.04.2022. ToR granted on 09.06.2022. On 23.08.2022, Draft EMP submitted & requested Member Secretary, TSPCB, Hyd. for conducting PH. PH is scheduled on 21.10.2022.
	3. **Diversion of FL for Surface rights (615.3861 Ha):** FL application Uploaded on 24.12.2020. **<u>Asifabad Division (575.461 Ha):</u>** Sample plotting of tree enumeration was completed. CF, Adilabad along with DFO, KB Asifabad inspected on 07.07.2021. Part II Report is to be forwarded by the DFO, KB Asifabad to the CF, Adilabad. 16.12.2021: RDO KBA has submitted the Resolution of Divisional Level FRC to the District Collector for issuing of NoC as per RoFR Act. 14.01.2022: CA scheme for 1230 Ha of DFL was prepared and sent to PCCF for vetting. On 08.02.2022, CCF along with DFO, KB Asifabad has inspected Dorli OCP-1&2 and D-1 dump of Khairagura OCP with a view to consider the land as CA land. PCCF was requested on 17.02.2022, to accept the non forest land of Dorli OCP-1&2 and D-1 dump of Khairagura OCP as CA land for the purpose of forest land diversions required for the SCCL projects. On 26.02.2022, PCCF has requested CFs to submit detailed report on acceptance of the rehabilitated OB dumps as CA land. Detailed inspection by forest department is under process to submit report to the PCCF regarding CA land. CF/DFO/CF has to send report to the PCCF regarding proposed rehabilitated OB dumps as CA land. Tree enumeration in 584.661 Ha (Asifabad division) is completed & further work is in progress. **<u>BPA Division (39.925 Ha):</u>** Tree enumeration completed. Part –II Report is to be forwarded by DFO, MNCL to CF, Nirmal. 30.12.2021: RDO, Bellampalli has submitted Gramasabha resolution & Mandal level FRC to District Collector Mancherial for issuing NOC as per RoFR Act (Abbapur Village).
	4. **Acquisition of Pvt. Land (0.825 Ha):** To be taken up
	5. **Acquisition of Govt. Land (48.950 Ha):** To be taken up
	6. **Land for installation of Over land belt conveyor from Mine to CHP (5.393 ha):** To be taken up
	1. Acquisition of Pvt. Land (4.888 Ha): To be taken up
	2. Acquisition of Govt. Assigned Land (0.266 Ha): To be taken up
	3. Acquisition of Govt. Land (0.239 Ha): To be taken up
	7. **R&R (Sonapur - 60 PDF):** To be taken up
	8. **R&R (Goleti Township for Overland Conveyor - 20 PDF):** To be taken up
	9. **Diversion of Goleti-Khairagura OCP Road:** To be taken up
	10. **Diversion of Goleti-Madaram Road:** To be taken up
	11. **Other Roads:** To be taken up
	12. **Diversion of Narsapur Nallah (Phase-I) :** To be taken up
	13. **Diversion of Narsapur Nallah & Nallah at 975 RL (Phase-II):** To be taken up
	14. **Commencement of OBR:** Expected from Jan'23.
	15. **Commencement of Production:** Expected from Mar'23.

15. JK Opencast Mine:

	A) Date of sanction	: 10.12.2021
	B) Financial Progress:	
	1) Sanctioned capital	: Rs. 297.88 Cr.
	2) Total Capital Outlay	: Rs. 335.98 Cr.
	3) Cumulative expenditure up to Sep, 22	: Rs. 0.80 Cr. (Provisional)
	4) Now anticipated cost	: Rs. 297.88 Cr.
	5) Status of RCE	: NA
	C) Physical Progress:	
	1) Ultimate Capacity	: 2.00 MTPA
	2) Anticipated year of completion	: 2023-24
	3) Production in 2022-23 up to Sep, 2022	: --- MT
	4) Overburden removal in 2022-23 up to Sep, 2022	: --- M Cum
	D) General Status in brief as on 30.09.2022:	
	Feasibility Report of Jawahar Khani Opencast Mine (JK OC Mine) [Amalgamation of JK-5 OC and 21 Incline (conversion to OC), Yellandu Area was approved by SCCL Board of Directors during meeting held on 10.12.2021.	
	1. **Mining plan:** Approved on 29.10.2020 by MoC.	
	2. **Environmental clearance:** JK-5 OC violation EC issued on 09.06.2022. Form-1 for JK OC submitted on 20.06.2022. Essential Details Sought (EDS) on 23.06.2022 for want of proof of application for diversion of forest land for non-forestry activity. EDS reply submitted on 23.06.2022. EAC meeting held on 25.07.2022 & & advised to complete 50% of RP & NCRAP works for granting ToR (The works are under progress).	
	3. **Diversion of FL for Surface rights (151.8519 Ha):** SCCL submitted application on 10.09.2020. PCCF forwarded proposals on 18.05.2021 (revised & including 45ha) to the FDO, Yellandu for further processing. CA Scheme prepared & forwarded to DFO, KGM by FDO, Yellandu on 08.10.2021. DFO forwarded the proposal to the CF, KGM on 11.10.2021. CF, KGM forwarded the proposal to PCCF. On the request of SCCL, PCCF revised the CA Scheme on 22.12.2021 for Rs. 20.63 Cr. instead of Rs. 29.84 Cr. The revised CA Scheme has been prepared by DFO, Mahabubabad for Rs.23.74 Cr. & sent to PCCF on 27.01.2022 for Vetting. On 17.02.2022, requested PCCF to accept rehabilitated NFL (JK 5 OCP, Yellandu) as CA LAND against diversion of forest land of 151. 8517 Ha. In this regard, Forest officials inspected rehabilitated dumps on 16.02.2022. On 08.03.2022, CFO KGM, DFO KMM and Advisor (Forestry) visited 205 Ha NFL Area. On 31.03.22, DFO KMM submitted the Field inspection report to CFO, KMM. On 06.04.2022, CF forwarded CA land inspection report to PCCF. PCCF forwarded CA land report to State Govt. on 26.04.2022. CA scheme prepared and submitted to PCCF by CF, KGM. On 06.06.2022, State Govt. forwarded to the MoEF. On 27.07.2022, MoEF&CC returned the proposal to State Govt. and requested to process the proposal as per New Forest Conservation rules 2022. PCCF sought clarifications from DG (F), MoEF & CC on 28.08.2022 reg. applicability of new rules. On 03.09.2022, Project Screening committee was constituted as per Forest (Conservation) Rules, 2022. Project Screening Committee Meeting is to be held shortly.	
	4. **Acquisition of Govt. assigned Land (64.14 Ha) Required for Quarry:** To be taken up	
	5. **Acquisition of Govt. assigned Land (18.63 Ha) Required for Road & infrastructure Area:** To be taken up	
	6. **Acquisition of Govt. assigned Land (11.36 Ha) for Safe Barrier:** To be taken up	
	7. **Shifting of HT Lines (2 Nos. of 33 KV HT lines):** Estimation @ Rs. 3.66 Crore received from Electrical Dept, NPDCL, Yellandu. Note for fund provision is under circulation from 10.02.2022.	
	8. **Power supply Arrangements:** To be taken up	

	9. **Road for OB transport:** To be taken up
	10. **Diversion of Karepally Road:** To be taken up
	11. **CHP(Warf Loading Arrangements):** To be taken up
	12. **Railway Siding:** To be taken up
	13. **Commencement of OBR:** Expected from Jan'23.
	14. **Commencement of Production:** Expected from Mar'23.

9.3 NLCIL-ONGOING PROJECTS

Date of approval	Sanctioned Cost Rs. Crore	Scheduled date of completion	Anticipated Cost Rs. Crore	Anticipated date of completion*	Cumulative Expenditure upto 31.03.2022 Rs. Crore	Capex 2022-23 Rs. Crore		Cumulative (30th September 2022)Rs. Crore	Cumulative Progress (%) (30th September 2022)				Remarks
									Physical		Financial		
						Target	Actual Provl (30thSeptember 2022)		Target /Schedule	Actual	Target /Schedule	Actual	
GHATAMPUR THERMAL POWER PROJECT (3X660 MW), U.P													
27.07.2016	17,237.80	U-I:Nov2020 U-II: May2021 U-III: Nov 2021	17237.80^	U-I: Mar 2023 U -II: July 2023 U-III: Nov 2023	13,361.07	1,510.0	733.68	14,094.75	93.00	78.51	93.00	81.77**	

** As per approved CoD dates. (In 70th Board Meeting of NUPPL). ^ RCE is under process and approval to be obtained from PIB/CCEA.*
*** Financial progress (with respect to the sanctioned project cost of Rs. 17,237.8 Cr) calculated based on overall capex achieved. This includes ad-hoc advance of Rs. 385.78 Cr. as a part of capex value of GA3 package.*

- Neyveli Uttar Pradesh Power Limited (NUPPL) is a Joint Venture between NLC India Ltd and Uttar Pradesh Rajya Vidyut Utpadan Nigam Limited, Ghatampur in the State of Uttar Pradesh, for setting up of 3 x 660 MW power project. The Equity participation between NLCIL and UPRVUNL is at the ratio of 51:49. Linked Coal mine is Pachwara South Coal Block (9 MTPA).
- LoA for GA1 package, Steam Generator is awarded to L&T MHPS, GA2 package, Turbo Generator is awarded to GEPSIPL and GA3 package, Balance of Plant is awarded to BGRSEL.

Present Status:

- Physical Progress of GA1: 85.88%, GA2: 86.45% & GA3:71.03%.

GA3 Package related issues:

- Way forward for completion of works is approved in 70th Board meeting wherein Balance works of BOP package will be completed with a proper control of NUPPL (by direct payment to sub-vendors, selection of agencies, entering into tripartite agreement with sub-vendors etc with operating risk and cost clause while keeping M/s BGRESL on-board). GA3 site works (C&I works) started from 31.08.2022.Electrical works for Switchyard GIS/GIB have been awarded on 29.09.2022.

GA4-Flue Gas Desulphurization:

- NIT for FGD issued on 04.03.2022. Tender (Part-I & Part-II) opened on 25.05.2022.
- Bid evaluation process for FGD tender has been completed. Price cover opened on 05.09.2022.
- LoA issued to M/s. L&T on 30-09-2022.

Allocation of balance 25% Power to U.P. State

- Amended PPA agreement for the balance 25% is to be signed by UPPCL.
- MoP allocated 1843.63 MW power to UP state on 02.01.2020.
- UPERC conducted three e-hearings - 21.07.2020, 27.08.2020 and 15.04.2021. Next e hearing yet to be scheduled by UPERC.
- UPERC advised UPPCL - justification for procuring balance 25% based on Demand & Supply. M/s CRISIL was engaged by NUPPL and draft report submitted by M/s CRISIL on 15.09.2021.
- NUPPL on 02.11.2021, requested to UPPCL permit to generate and schedule up to 1279 MW (approved power limit of GTPP) from Unit-I & Unit-II.
- UPPCL replied on 04.01.2022, procurement of any quantum of power from GTPP shall be based on decision of Hon'ble UPERC. Revised cost benefit analysis also submitted before Hon'ble UPERC
- Secretary to GoI, MoC addressed to Chief Secretary/GoUP for purchase of entire power from GTPP on 31.01.2022.
- Vide letter dated. 08.04.2022, NLCIL sent a letter to Principal Secretary, Govt. of Assam offering balance 25% of Power to State of Assam. Vide Letter dated 16.05.22, APDCL(Assam) has accorded In-principal approval for Procurement of Balance Power from NUPPL.
- Vide Letter dated 23.05.2022, UPPCL has been advised to follow-up with Hon'ble UPERC regarding scheduling next e hearing.
- Vide Letter dated 25.05.2022, Consent from UPPCL has been requested to tie up balance 25% power from GTPP with APDCL, Assam.
- On 21.06.2022, a letter was sent, requesting Hon'ble UPERC to schedule 4thhearing for allocation of balance power.
- The Chief Secretary to Govt. of Assam has sent a letter dt 21.06.2022 to Secretary, MoP for allocation of power in favour of APDCL, Assam.
- On 21.08.2022, UPPCL has been requested to give confirmation regarding their position on availing the remaining quantum of power from NUPPL, based on the confirmation NLCIL / NUPPL can communicate to Assam or will take up with MoP for reallocation at the earliest.
- 4thhearing in UPERC held on 25.08.2022. As per the Order of the hearing dated 12.09.2022, Commission approved power procurement of aggregated contracted capacity of 1279 MW from the NUPPL's project by UPPCL and also instructed NUPPL to explore possibilities of balance powertie up with other states.
- 4thhearing in UPERC held on 25.08.2022. Records of the proceeding released on 12.09.2022. As per hearing order, UPERC has agreed for procurement of 1279 MW power from GTPP and directed to explore the possibilities of tying up the balance power of GTPP with other states (including APDCL, Assam).
- Confirmation from UPPCL is awaited for offering balance power of GTPP to State of Assam in line with UPERC order dated 12.09.2022.
- NUPPL board approved on 28.09.2022 for offering untied up 25% (495MW) power from GTPP to APDCL, Govt of Assam, and for offering remaining 206 MW (701-495) also to APDCL, subject to obtaining explicit consent of UPPCL for the same, subject to approval from MoP.

Bridge Coal Linkage for coal supply:

- On 11.08.2021, SLC (LT) has approved the bridge linkage of 1.904 MT coal for the year 2022-23 from Coal India Limited to Ghatampur TPP.

- On 22.03.2022, NUPPL requested CIL for allocation of 1.904 MT bridge linkage coal from NCL.
- On 22.03.2022, NLCIL/NUPPL has requested Ministry of Coal to grant bridge linkage of 20.59 MT of coal from NCL, subsidiary of CIL for the period 2022-26.

Commissioning Coal:

- CEA vide lr. dt. 19.02.2021 has recommended CIL to supply 0.99 MT coal to GTPP to facilitate commissioning activities, trial run & achieving COD etc.
- On 10.03.2021, CIL has allocated 0.2 MT from NCL and 0.13 MT from BCCL for meeting the commissioning activities of Unit-1.
- On 10.09.2021, CIL allocated 0.66 MT of Commissioning coal for Unit#2 & 3 from BCCL (0.06MT), NCL (0.2MT), CCL (0.2 MT) and MCL (0.2 MT).
- On 19.01.2022, NUPPL sent a letter to CIL requesting for supply of 0.99 MT of commissioning coal from NCL & executing the MoU. Reminder letter for the same again sent to CIL on 22.03.2022.
- On 11.03.2022 Director(Power)/NLCIL met with Director/Marketing/ CIL at CIL Kolkata office regarding supply of entire 0.99MT of commissioning coal (for all 3 units) from NCL.
- Subsequently, on 22.03.2022 NUPPL submitted a letter to Director/Marketing/CIL requesting for renewal of MoU between NUPPL and NCL for 0.2MT commissioning coal of Unit-1 and
- Reallocation of balance 0.59MT (0.99MT – 0.4MT (already allocated)) commissioning coal for Unit-1, Unit-2 and Unit-3 from NCL.
- Vide Letter. Dt. 23.05.2022 NUPPL has requested NCL for renewal of MoU between NUPPL and NCL for 0.2MT commissioning coal of Unit-1.
- On 20.06.2022, NCL informed CIL that they are ready to supply 0.2 MT of coal in year 2023.
- MoU for 0.2 MT of commissioning coal for Unit-1 has been signed with NCL on 13.07.2022.

Date of approval	Sanctioned Cost Rs. Crore	Scheduled date of completion	Anticipated Cost Rs. Crore	Anticipated date of completion	Cumulative Expenditure upto31.03.2022 Rs.Crore	Capex 2022-23 Rs. Crore		Cumulative (30th September 2022) Rs. Crore	Cumulative Progress (%) (30th September 2022)				Remarks
									Physical		Financial		
						Target	Actual Provl (30th September 2022)		Target /Schedule	Actual	Target /Schedule	Actual	
PACHWARA SOUTH COAL OCP (9.0 MTPA), JHARKHAND													
04.05.2018	1,795.01#	Sept 2028	1,795.01	Sept 2028*	39.28	110.00	1.75	41.03	@	85**		2.29	

** Attaining full rated capacity @ Project under MDO mode work under progress. ** Phase-I Activities. # AAP sanctioned cost is Rs.35.82 Cr, Project sanctioned cost will be updated upon the approval of FR in NUPPL Board and MoC.*

Environmental Clearance:

- Final EIA/EMP report along with application for EC was uploaded at PARIVESH portal of MoEF & CC on 08.06.2022.
- EDS (Essential Details Sought) has been raised by Member Secretary, MoEF & CC on 13.06.2022 for removing of shortcoming in the EC proposal.

- Compliances for EDS raised by MoEF & CC has been uploaded at PARIVESH portal on 20.07.2022 for further Processing of EC proposal.
- EDS (Essential Details Sought) has been raised by MoEF & CC on 29.07.2022 for removing of shortcoming in the EC proposal.
- Work is under progress for preparation of Wild Conservation Plan and Management Plan.

Forest Clearance:

- Forest diversion proposal forwarded to Additional Chief Secretary, Forest dept., (GoJ) by PCCF, Ranchi (Nodal Officer) on 08.08.2022.
- Letter received from Forest Department, GoJ on 07.09.2022 regarding requirement of FRA under, 2006 for further processing of Forest Diversion proposal.
- "NoC" under FRA, 2006 issued by DC, Dumka has been submitted to DFO, Dumka for forwarding to Forest Dept, GoJ for further processing of proposal.
- RCCF, Dumka has forwarded "NoC" Under FRA 2006 to PCCF, Ranchi, as well as hard copy of the documents submitted to PCCF, Ranchi on 29.09.2022 for further processing of forest proposal.

Feasibility Report (FR):

- M/s United India Exploration Pvt. Ltd is engaged for preparation of FR for PSCB.
- Final draft Bankability study report submitted by M/s SBICAP on 05.08.2022.
- Final Bankability Study Report submitted by M/s SBICAPS on 27.08.2022.
- Further modification of Feasibility Report (FR) is under process based on the 'Selling' of excess coal in the open market after catering to the fuel needs of GTPP.
- Final Bankability Report re-submitted by SBICAP on 28.09.2022.

"No Objection Certificate" under FRA, 2006:

- "NoC" under FRA, 2006 in respect of PSCB was issued by DC, Dumka on 15.09.2022**.**

Advance Action Proposal (AAP)

- Advance Action Proposal (AAP) of an amount of Rs 8859.88 lakhs was submitted to the Secretary, MoC on 11.07.2022 for approval.
- Reply to query raised by Under Secretary, MoC about the status of previously approved AAP in relation to PSCB has been sent on 17.08.2022.
- First meeting of Revised cost committee to consider the Advance Action Proposal (AAP) was held on 14.09.2022 under the chairmanship of JS&FA, MoC.
- Minutes of Meeting received on 21.09.2022, reply to the query raised by JS & FA, MoC sent on 01.10.2022.

Evacuation of coal by railways:

- DPR has been approved by Eastern Railway on 16.06.2022.
- M/s SBICAP submitted the final bankability study report of the SPV to M/s RVNL on 04.08.2022, and RVNL circulated it to all stakeholders.

- Approved DPR along with Bankability report prepared by SBICAP submitted to Railway board for final approval.
- The Railway Board has returned the bankability report for further evaluation in order to make the SPV viable.
- Work Order was issued to M/s RITES on 27.08.2022 to determine an alternate railway siding for coal evacuation from PSCB until the start of the SPV.
- Work Order has been accepted M/s RITES on 29.08.2022 regarding Work order to determine an alternate railway siding for coal evacuation from PSCB.
- M/s RITES officials visited Pachwara South Coal Block on 12.09.2022 to prepare a Draft Project Report (DPR) and feasibility report for coal evacuation route. Survey work has been started.

Date of approval	Sanctioned Cost Rs. Crore	Scheduled date of completion	Anticipated Cost Rs. Crore	Anticipated date of completion	Cumulative Expenditure (upto 31.03. 2022) Rs. Crore	Capex2022-23 Rs. Crore		Cumulative (30th September 2022)Rs. Crore	Cumulative Progress (%) (30th September 2022)				Remarks
									Physical		Financial		
						Target	Actual Provl (30th September 2022)		Target /Schedule	Actual	Target /Schedule	Actual	
EXPANSION OF MINE-I 10.50 MTPA (AREA EXPANSION) & EXPANSION OF MINE-IA (FROM 3.0 MTPA TO 7.0 MTPA)													
30.04.2013	1458.17 Original 709.06 RCE (12.09.2016)	June 2015 / June2018	709.06	2027-28*	526.11	10.00	0.97	527.08	74.84	74.34	74.84	74.34	--

**- Approved in the revised Mining Plan.*

- Project is revived from January-2022.

Date of approval*	Sanctioned Cost Rs. Crore**	Scheduled date of completion	Anticipated Cost Rs. Crore	Anticipated date of completion	Cumulative Expenditure upto 31.03.2022 Rs. Crore	Capex 2022-23 Rs. Crore		Cumulative (30th September 2022)Rs. Crore	Cumulative Progress (%) (30th September 2022)			
									Physical		Financial	
						Target	Actual Provl (30th September 2022)		Target /Schedule	Actual	Target /Schedule	Actual
10 MW GROUND MOUNTED SOLAR POWER PROJECT NEYVELI:												
04.08.2020	42.94	October 2022#	42.94	Oct 2022	0.00	35.00	0.16	0.16				0.37

**- Received approval from Empowered committee for the estimate and floating NIT; **- Estimate approved by Empowered committee of Directors for purchase and contracts. # - work commenced &tender for module purchase under progress.*

- This project is planned to meet the minimum requirement norm of MNRE to make Neyveli Township as Mini Smart City.
- Land area of about 50 acres was identified at Neyveli.
- **BoS:** LOA for Balance of System (BoS) issued to M/s Teras New and Renewable Energy, Mumbai on 04.02.2022.PBG agreed by NLCIL and intimation letter has been sent to M/s. Teras
- **Panel Purchase*:*** Tender floated in GeM Portal on 12.3.2022. Bid was opened 16.09.2022. M/s Tata has submitted the bid. Technical and commercial evaluation under progress.

Date of approval*	Sanctioned Cost Rs. Crore**	Scheduled date of completion	Anticipated Cost Rs. Crore	Anticipated date of completion	Cumulative Expenditure upto 31.03.2022 Rs. Crore	Capex 2022-23 Rs. Crore		Cumulative (30th September 2022)Rs. Crore	Cumulative Progress (%) (30th September 2022)			
									Physical		Financial	
						Target	Actual Provl (30th September 2022)		Target /Schedule	Actual	Target /Schedule	Actual
50 MW WIND POWER PROJECT PAN INDIA (SECI)												
31.12.2021	383.68	Nov 2023	--	Nov 2023	0.00	310.00	0.00	0.00				

**- Received approval from Empowered committee for the estimate and floating NIT; **- Estimate approved by Empowered committee of Directors for purchase and contracts.*

- NLCIL bagged 150 MW Hybrid (Solar – 100 MW; Wind – 50 MW) SECI Tender and Unconditional LoA received from SECI on 02.02.2022.
- Tender floated (DCB) on 11.03.2022. Pre-bid meeting held on 24.03.2022. Last date of Pre-bid clarifications submission is 30.03.2022. Tender is re-scheduled to open on 14.10.2022, due to modification of tender document as per industrial practice.
- Board in its 522nd Meeting approved the PPA of SECI on 26-09-2022. The same was communicated to SECI on 29.09.2022. Awaiting Consent from SECI for signing.

Date of approval*	Sanctioned Cost Rs. Crore**	Scheduled date of completion	Anticipated Cost Rs. Crore	Anticipated date of completion	Cumulative Expenditure upto 31.03.2022 Rs. Crore	Capex 2022-23 Rs. Crore		Cumulative (30th September 2022)Rs. Crore	Cumulative Progress (%) (30th September 2022)			
									Physical		Financial	
						Target	Actual Provl (30th September 2022)		Target /Schedule	Actual	Target /Schedule	Actual
100 MW SOLAR POWER PROJECT PAN INDIA (SECI)												
31.12.2021	492.53	Nov 2023	--	Nov 2023	0.00	350.00	0.00	0.00				

**- Received approval from Empowered committee for the estimate and floating NIT; **- Estimate approved by Empowered committee of Directors for purchase and contracts.*

- NLCIL bagged 150 MW Hybrid (Solar – 100 MW; Wind – 50 MW) SECI Tender and Unconditional LoA received from SECI on 02.02.2022.
- Tender floated (LTE) on 15.03.2022.Pre-bid meeting held for 100 MW Solar tender on 25.03.2022.LTE has been furnished to enlisted vendors.
- On 30.04.2022, approval received from Empowered Committee of Directors for Purchase and Contracts for cancelling LTE issued for 100 MW Solar and to float PTE.
- Tender floated (PTE) on 09.05.2022 in the DCB mode for 100 MW Solar with bid opening date of 14.10.2022, due to modification of tender document as per industrial practice.
- Performance Bank guarantee submitted to SECI for the value of Rs. 15,00,00,000 with validity of 27 months on 24.06.2022.
- Board in its 522nd Meeting approved the PPA of SECI on 26-09-2022. The same was communicated to SECI on 29.09.2022. Awaiting Consent from SECI for signing.

Date of approval	Sanctioned Cost Rs. Crore	Scheduled date of completion	Anticipated Cost Rs. Crore	Anticipated date of completion	Cumulative Expenditure (upto 31.03.2022) Rs. Crore	Capex 2022-23 Rs. Crore		Cumulative (30th September 2022)Rs. Crore	Cumulative Progress (30th September 2022)				Remarks
									Physical		Financial		
						Target	Actual Provl ((30th September 2022)		Target /Schedule	Actual	Target	Actual	
RAJASTHAN MINE AND POWER PROJECTS HADLA LIGNITE MINE (1.9 MTPA)													
23.03.2015	522.45	Sept 2019	522.45	Put on hold	9.88	0.00	0.00	9.88	99.99	0.48	28.60	1.89	*
BARSINGSAR TPS EXTENSION (1X250 MW)													
23.03.2015	2112.59	Aug 2020	2112.59	Put on hold @	93.05	0.00	0.00	93.05	98.86	0.01	25.81	4.40	*
BITHNOK LIGNITE MINE (2.25 MTPA)													
23.03.2015	513.63	Dec 2019	513.63	Put on hold	175.30	0.00	0.00	175.30	99.99	31.14	17.92	34.13	*
BITHNOK THERMAL POWER PROJECT (1X250 MW)													
23.03.2015	2196.30	Aug 2020	2196.30	Put on hold @	113.42	0.00	(0.50)	112.92	98.86	1.77	24.37	5.14	*

***** *Rajasthan Projects are now on hold since June2017. @Project decided for foreclosure*

- NLCIL Board accorded approval for foreclosure of EPC Contract awarded to R- Infrastructure in its 508th Board meeting held on 8th July 2021.
- Notice of Termination issued to M/s. RIL on 06.09.2021. Amendment to Notice of Termination issued to M/s. RIL on 07.09.2021 informing M/s RIL that the LoA shall stand terminated with effect from 06thNovember 2021.
- NLCIL issued letter to M/s R-Infra Ltd on 24.12.2021 requesting to repay balance advance amount with interest of Rs. 155.40 Cr to NLCIL. R-Infra Ltd filed a suit against interim application in Mumbai high court on 27.12.2021 based on NLCIL BG encashment letter dt 24.12.2021. However, Hon'ble Mumbai High Court dismissed the IA filed by M/s R-Infra Ltd on 22.03.2022.
- M/s R-Infra Ltd filed SLP on 30.03.2022 in Hon'ble Supreme Court. On 05.04.2022, Hon'ble Supreme Court directed to file a counter affidavit with in a period of 4 weeks and further instructed to keep the BG alive & order the status quo to continue.
- NLCIL's Advocate is in the process of preparing a suitable counter affidavit to the SLP filed by the petitioner.
- M/s. DUA vide their mail dt.25.04.2022 informed the revised fee structure Advocate with effect from 01.04.2022.
- NLCIL is in the process of getting approval from Board for foreclosure of the Bithnok Lignite Thermal Power Project & Barsingsar Thermal Power Station Extension Project and at the same time, alternate plans are being examined for taking up with Govt. of Rajasthan.
- On 05.05.2022, NLCIL's advocate requested the court to grant a period of one week while the respondent No.2 (SBI) requested for period of four weeks to file its counter affidavit. On hearing the court granted a period of four weeks to both the parties to file its counter affidavit. Next hearing listed on 12.09.2022 at Supreme Court.

- Court proceedings are under progress.

Alternate plan for Bithnok and Barsingsar under Thermal solar Hybrid:

- High level Meeting conducted with Government of Rajasthan on 05.04.2022 and subsequent to that, a letter was addressed to Govt. of Rajasthan on various options of Bithnok Thermal + Solar to keep the average tariff low on 27.04.2022.
- Meeting held with Principal Secretary (Energy), Rajasthan on 07.05.2022 and Director, Power Trading, RUVN for Bithnok Thermal Project.
- On 10-05-2022 Chief Engineer, CEA asked both NLCIL & RUVNL to make concerted efforts to resolve the issue and reach a consensus, so that the asset may be utilized for the Nation already both these projects have incurred some expenditure.
- Meeting was held between Directors of NLCIL, Additional Secretary, Ministry of Coal, Chairman & Director of RUVNL and Chief Secretary, Govt of Rajasthan to discuss the status of Rajasthan New Projects (Mines, Thermal and Solar Projects) on 04.08.2022.
- Based on the discussions had with officials of GoR on 04.08.2022, it is proposed to revive Bithnok Thermal Power Project along with Bithnok Mine.

सत्यमेव जयते
Government of India

MINISTRY OF COAL

O/o Deputy Director General

A-Wing, 5th Floor, Lok Nayak Bhavan,

Lok Nayak Bhavan, New Delhi- 110003